



1st Half-Yearly Monitoring Report on Mid-Day-Meal Scheme for Telangana State

(1st April 2014 to 30th September 2014)



मध्याह्न भोजन योजना
Mid Day Meal Scheme

District(s) Monitored

Adilabad
Karimnagar
Mahabubnagar
Nalgonda
Rangareddy

Dr. T. Vijaya Kumar



Monitoring Institution

National Institute of Rural Development & Panchayati Raj

(Ministry of Rural Development, Govt. of India)

Rajendranagar, Hyderabad-500030

2014



**1st Half-Yearly Monitoring Report on
Mid-Day-Meal Scheme for Telangana State
(1st April 2014 to 30th September 2014)**



District(s) Monitored

**Adilabad
Karimnagar
Mahabubnagar
Nalgonda
Ranga Reddy**

Dr.T.Vijaya Kumar



Centre for Equity and Social Development
National Institute of Rural Development & Panchayati Raj
(Ministry of Rural Development, Govt. of India)
Rajendranagar, Hyderabad-500 030

2014

Table of Contents

Sl.No.	Particulars/Details	Page No.
	• Foreword	3
	• Acknowledgements	4
	• Composition of Monitoring Team	5
	• General Information	6
	• Executive Summary	7-17
1.	Introduction	18-22
2.	District Monitoring Report – Adilabad	23-43
3.	District Monitoring Report –Karimnagar	44-60
4.	District Monitoring Report – Mahabubnagar	61-77
5.	District Monitoring Report -Nalgonda	78-94
6.	District Monitoring Report –Ranga Reddy	95-112
7.	Conclusions and Recommendations	113-114
8.	Annexure - (List of Schools with U-DISE code visited by Monitoring Institution)	115-120

FOREWORD

National Institute of Rural Development & Panchayati Raj, Rajendranagar, Hyderabad, Monitoring Institute has been monitoring Mid-Day-Meal scheme in Telangana State as one of the Monitoring Institutions across the country for broad based monitoring of MDM activities.

This is the 1st half yearly report for the year 2014-15 and is based on the data collected from four districts namely Adilabad, Karimnagar, Mahabubnagar, Nalgonda & Ranga Reddy of Telangana State.

I hope the findings of the report would be helpful to both the Government of India and the State Government of Telangana State to understand the grass root level problems in implementation as well as achievement of MDM in the State and to plan further necessary interventions.

In this context, I extend my hearty compliments to Dr. T. Vijaya Kumar, Associate Professor, Centre for Equity & Social Development of NIRD & PR, Nodal Officer for Monitoring of MDM in Telangana State and team members who have rendered good service by taking initiative to visit the schools located in the inaccessible areas and preparing the report in time. I would like to appreciate the cooperation extended by the authorities of the Commissioner & Director of School Education, Telangana State, the District and Mandal Education officers looking after MDM during the time of monitoring.

Dr. M.V. Rao, IAS.,
Director General

National Institute of Rural Development & Panchayati Raj
Rajendranagar
Hyderabad.

ACKNOWLEDGEMENTS

The present Monitoring Report is an outcome of committed research investigators to the field survey and cooperation received from Teachers and Head Masters of sampled Secondary Schools along with officials of School Education Department and officials of Mid-Day-Meals scheme project office (MDM) State Administration of the Telangana State. The author duly thanks them for their fullest cooperation and facilities provided in successful completion of the Monitoring Activities of MDM.

The author expresses gratitude and sincere thanks to the officials of Mid-Day-Meal scheme, Ministry of Human Resource Development, New Delhi for sponsoring this monitoring project.

I also take this opportunity to express a deep sense of gratitude to Dr. M.V. Rao, IAS, Director General, National Institute of Rural Development & Panchayati Raj, Hyderabad for providing an opportunity to undertake this monitoring project and encouragement for successful completion.

I gratefully thank Dr. R.R. Prasad, Professor & Head, Centre for Equity and Social Development (CESD), NIRD & PR, Hyderabad for his consistent encouragement, guidance for timely completion of this monitoring activity.

Special thanks to the Project Manager (MDM) and consultants of TSG, Ed.CIL looking after MDM for the valuable information provided by them and cooperation extended in all aspects of the project.

I am obliged to project monitors & staff members of this project namely Mr. A. Ashwin Kumar, Project Assistant and Mrs. Sheba Rani and Dr. Radha Kishan resource persons for their cooperation during the period of the project assignment.

I wish to thank Mr. A. Prem Kumar, Mr. K. Sudheer Kumar and other staff members of Centre for Equity & Social Development for their contribution to this project by extending their cooperation.

Finally I thank Ms. S.V. Lakshmi for assistance and support in data entry, processing and bringing analytical output. Last but not the least, we express our thanks to all those who are directly and indirectly involved and helped in conducting the monitoring work of Mid-Day-Meal scheme in Telangana State.

Dr.T. Vijaya Kumar
Associate Professor (CESD)
&Nodal Officer

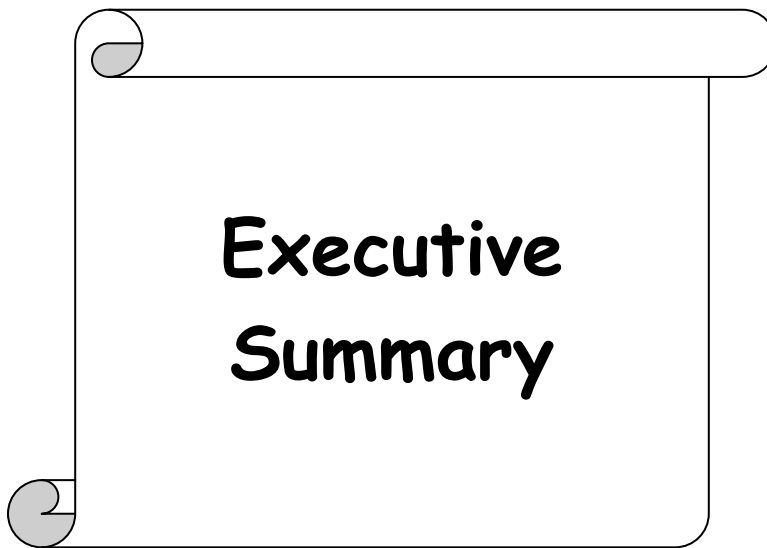
COMPOSITION OF MONITORING TEAM

S. NO.	NAME	DESIGNATION
1.	Dr.T. VIJAYA KUMAR	PROJECT DIRECTOR
2.	Smt. T. PRAVEENA	PROJECT CONSULTANT
3.	Mr. A. ASHWIN KUMAR	PROJECT ASSISTANT

**1stHalf Yearly Monitoring Report of National Institute of Rural Development& Panchayati Raj,
Rajendranagar, Hyderabad (Monitoring Institution) on Mid-Day-Meal scheme of
Telangana State for the Period of 1stApril 2014 to 30thSeptember 2014.**

General Information

Sl. No.	Information	Details
1.	Period of the report	1st April 2014 to 30th September 2014
2.	No. of Districts allotted	Five
3.	Districts' name	Adilabad, Karimnagar, Mahabubnagar, Nalgonda &Ranga Reddy,
4.	Month of visit to the Districts / Schools (Information is to be given district wise i.e District 1, District 2, District 3 etc)	Adilabad : July-2014 Karimnagar : July /August-2014 Mahabubnagar : August-2014 Nalgonda: September-2014 Ranga Reddy : August/Sept-2014
5.	Total number of elementary schools (primary and upper primary to be counted separately) in the Districts Covered by MI (Information is to be given district wise i.e . District 1, District 2, District 3 etc.)	Detailed List category wise and District wise provided in Annexure
6.	Number of elementary schools monitored (primary and upper primary to be counted separately) Information is to be given for district wise i.e. District 1, District 2, District 3 etc)	The District wise details of schools are provided in Annexure
7.	Types of school visited	Total 40 x6=240
a)	Special training centers (Residential)	Not available at the time MI Visit
b)	Special training centers (Non Residential)	Not available at the time MI Visit
c)	Schools in Urban Areas	8
d)	School sanctioned with Civil Works	2
e)	School from NPEGEL Blocks	3
f)	Schools having children with special needs (CWSN)	3
g)	School covered under computer aided learning (CAL) programme	3
h)	Kasturba Gandhi Balika Vidyalaya (KGBV)	3
8.	Number of schools visited by Nodal Officer of the Monitoring Institute	12
9.	Whether the draft report has been shared with the State: YES / NO	Yes
10.	After submission of the draft report to the SPO whether the MI has received any comments from the state: YES / NO	Yes
11.	Before sending the reports to the GOI whether the MI has shared the report with state: YES / NO	Yes
12.	Details regarding discussion held with state officials:	Before monitoring information shared with State and Districts
13.	Selection Criteria for Schools:	In consultation with DPOs/ DEO's
14.	List of Schools visited by MI:	Annexure



Executive Summary

The monitoring of Mid-Day-Meal scheme was taken up during First Half Yearly Period i.e. 1st April 2014 to 30th September 2014 by the Monitoring Institute i.e. National Institute of Rural Development and Panchayati Raj, Rajendranagar, Hyderabad in five districts of Telangana State viz., Adilabad, Karimnagar, Mahabubnagar, Nalgonda and Ranga Reddy districts.

The Monitoring of Mid-Day-Meal scheme reveals the implementation of scheme and the executive summary of the district wise field based observations are given below.

Regularity in Serving Meal

Adilabad

- In Adilabad district out of all the sample schools, the majority (100%) of the schools serve hot cooked food on daily basis without any interruption.

Karimnagar

- In all the sampled schools, the Monitoring Team has observed the serving of hot cooked meal on daily basis.

Mahabubnagar

- Out of 40 sampled schools, in 23 Primary Schools the Monitoring Team observed the serving of hot cooked meal on daily basis without any interruption whereas in 2 Upper Primary Schools the hot food is not being served to the Children.

Nalgonda

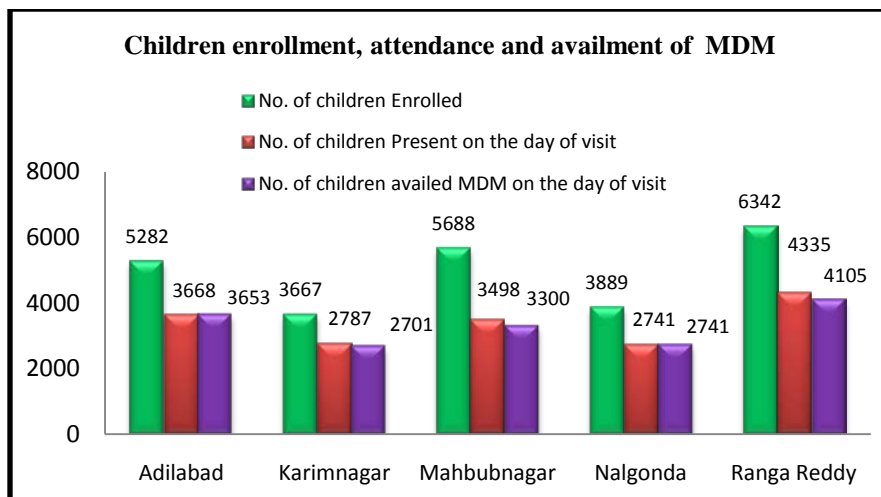
- All the sampled schools are being served hot cooked meal every day in Nalgonda district.

Ranga Reddy

- In Ranga Reddy district all the sampled schools are being served hot food every day to the Children.

Trends

Figure No.I: Children enrollment, attendance and availment of MDM



Adilabad

- The Monitoring Institute (MI) has observed that in Adilabad district, 1810 (68.76%) Children of Primary Schools avail the Mid-Day-Meal facility out of 2632 enrolled Children. In case of Upper Primary Schools out of 2650 enrolled Children (69.54%) children are availing the Mid-Day-Meal facility.

Karimnagar

- In all the sampled schools of Karimnagar district, it is noticed that out of 3667enrolled children 2787 were Present on the Day of Monitoring Institute and 1701 children are availing the Mid-Day-Meal facility.

Mahabubnagar

- In Mahabubnagar district, the MI has noticed that out of 5688 children enrolled in the sampled schools, 3300 (77.98%) children avail the Mid-Day-Meal facility on the day of MI visit.

Nalgonda

- In all the sample schools monitored by the MI it is noticed that out of 3899 enrolled children, 2741children avail the Mid-Day-Meal facility on the day of MI visit among the Primary & Upper Primary Schools.

Ranga Reddy

- In Ranga Reddy district, among the sample schools, 4105(80%) children avail the Mid-Day-Meal facility out of 5342 enrolled Children.

Regularity in Delivering Food grains to School Level**Adilabad**

- It is observed that50% of Primary schools food grains are delivered regularly at the school point. Whereas in 60% of Upper Primary Schools food grains are being supplied at the school point.
- In 77.3% of the sample Primary schools and 86.7% Upper Primary Schools it is observed that the required buffer stock of one month is maintained whereas in the remaining 30% sample schools a small quantity of rice is available in the school i.e. inadequate buffer stock is maintained.

Karimnagar

- In Karimnagar district it is noticed that in (94.7%) of the Primary schools the food grains are delivered to schools regularly in case of Upper primary Schools in all the sampled schools, the buffer stock of food grains for one month is available.

Mahabubnagar

- In Mahabubnagar district 65.2% of Primary schools and 64.3% of Upper Primary Schools is noticed that food grains are delivered regularly to the school point by lifting agency. In all the sample schools the buffer stock is maintained.

Nalgonda

- In Nalgonda district the MI has observed that in 80.8% of Primary schools and 45.5% of Upper Primary Schools, the supply of food grains is regular. In some schools, the cooking agencies lift the food grains and they bear the transport charges by themselves.
- The buffer stock is maintained in 96.2% Primary & 90.9% Upper Primary Schools.

Ranga Reddy

- The MI has observed that the food grains are delivered regularly in 88% of Primary schools and 100% of the sample Upper Primary schools. The buffer stock is maintained in 92% Primary Schools and 100% Upper Primary Schools.

4. Regularity in Delivering Cooking Cost to School**Adilabad**

- In 78.4% of the sample Primary schools and Upper Primary Schools of Adilabad district, it is observed that the cooking cost delivery was regular till August 2014 but later on, there is a delay in delivery of cooking cost by 1-2 months.

Karimnagar

- In 78.4% of sample Primary schools and 83.3% Upper Primary Schools it is noticed that the delivery of cooking cost is received by the cooking agencies regularly on monthly basis.

Mahabubnagar

- In 45.9% of the sample Primary and 28.6% Upper Primary schools, it is noticed that the delivery of cooking cost to the cooking agencies is delayed by 1-2 months.

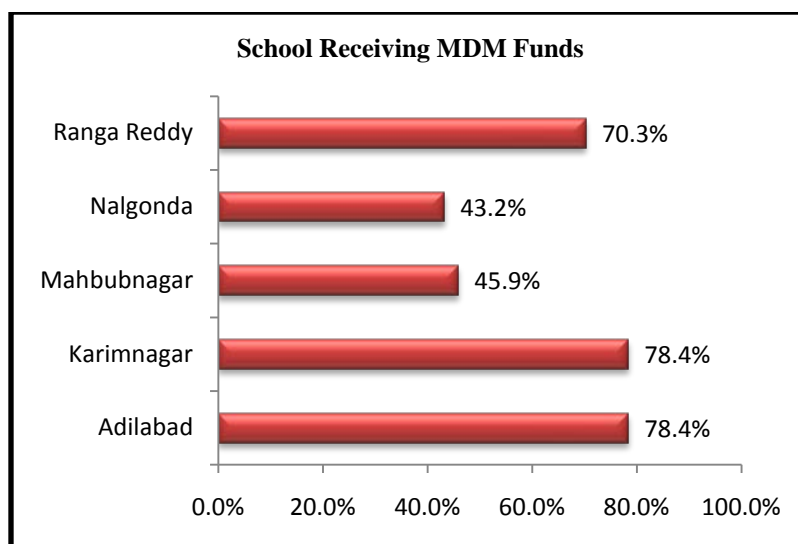
Nalgonda

- It is observed that in 43.2% of the sampled Primary & 46.2% Upper Primary Schools, the delivery of cooking cost is paid regularly. In rest of the schools it is delayed by 2-3 months and the payment is through e-transfer.

Ranga Reddy

- In all the sample schools visited by the MI in Ranga Reddy district, it is observed that the cooking cost delivery in 70.3% schools includes in 68% Primary Schools and 75% Upper Primary Schools is regular, the cooking cost is being paid through e-transfer.

Figure No. II: School Receiving MDM Funds



Social Equity

In all the sample schools of the five districts, it is noticed that there is no caste, gender and community discrimination in cooking or serving or seating arrangements made in the Mid-Day-Meal programme.

Variety of Menu

Adilabad

- In Adilabad district in 80% of the sample schools, it is observed that variety is maintained in the menu and it includes rice, vegetable, rasam, chutney and sambar of different types and an egg is also given to each child every week.

Karimnagar

- In 57.9% sample schools of Karimnagar district the menu with variety is followed and eggs are also given to children once in a week.
- In 57.9% of Primary Schools the menu is displayed and followed. Whereas in Upper Primary Schools 72.2% of schools the menu is displayed in a prominent place and followed.

Mahabubnagar

- In Mahabubnagar district, it is observed that majority of the schools follow the menu with variety which includes mostly vegetables, sambar and egg. It is also noticed that weekly once egg is being given.

Nalgonda

- In Nalgonda district, the food served with variety of menu which includes rice, dal, egg, locally available vegetables & sambar on weekly tries.

Ranga Reddy

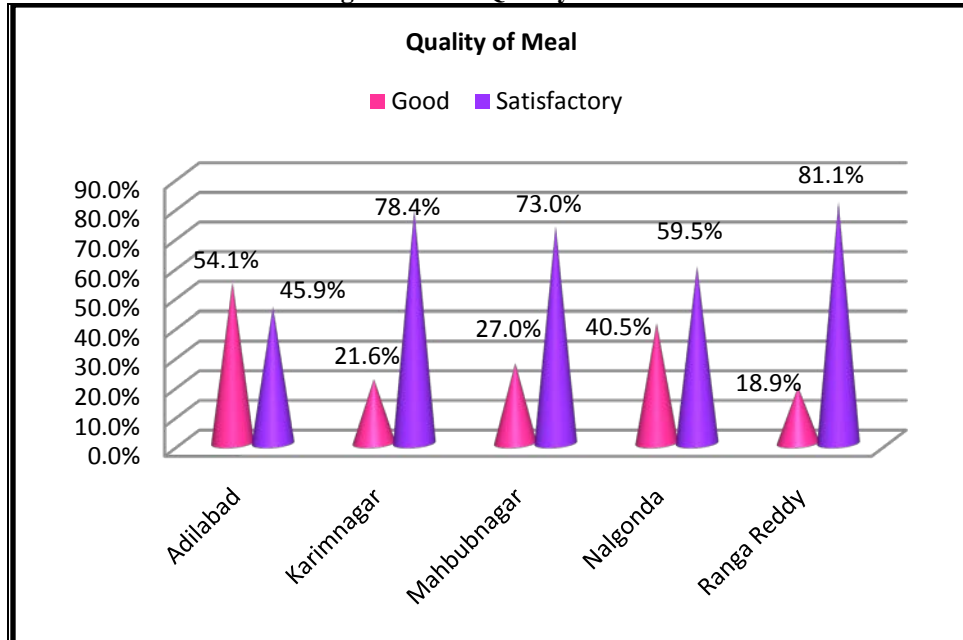
- In Ranga Reddy district in all the sampled schools the menu is followed with variety in Mid-Day-Meal which includes mostly rice, sambar, dal, leaf vegetables, eggs, chutney and sometimes tamarind rice.

Display of Menu board

In all the sample schools of five districts it is noticed that the majority of the schools have menu chart in the Head Master's room. The menu has to be displayed in the noticeable place of the school.

Quality and Quantity of meal

Figure No.III: Quality of Meal



Adilabad

- In majority of the sample schools in Adilabad district, the children are satisfied with the quality and quantity of the meal provided in the schools.

Karimnagar

- In 78.4% sample schools of Karimnagar district, the children are satisfied with the quality and quantity of the MDM, whereas in few schools, the MI has observed that the quality and quantity of the food is found to be poor and children are not satisfied.

Mahabubnagar

- In Mahabubnagar district, the MI has observed that 27% Children in sampled Primary Schools reported that , the quality and quantity of the meal is good followed by 73.0% schools the Children

were satisfied with the food. In case of Upper Primary Schools 28.6% of Children reported that the quality of food is good, Rest of the Children reported that the quality of food is satisfactory.

Nalgonda

- In Nalgonda district, the Monitoring Team has observed that in 40.5% of Primary Schools the Children reported the quality & quantity of a meal served is good followed by 59.5% of schools the children are satisfied with the food of MDM.
- In 45.5% of Upper Primary Schools Children have reported the Meal is good followed by 54.5% of schools the Children are satisfied with food.

Ranga Reddy

- In Ranga Reddy district, 16% of Primary Schools Children reported that the quality and quantity of the Mid-Day-Meal is good. 81.1% of Children are satisfied with the food provided, Whereas in 75% of Upper Primary Schools the Children are satisfied with the Mid-Day-Meal.

In majority of the sample schools of Adilabad, Karimnagar, Mahabubnagar, Nalgonda and Ranga Reddy, it is reported that the quality of rice supplied under MDM is not good. 'A' grade rice is not being supplied.

Supply of micro nutrients

It is observed that the supplementary nutrients like folic acid, Vitamin A and other medicines for de-worming are supplied with the convergence of health department. In 81.8% in Primary and Upper Primary Schools the supply of supplementary nutrients is observed by the MI.

Status of Cooks

The Monitoring Institute noticed that the appointments of cooks cum helpers are made from the members of SHGs according to the strength of the children who avail the Mid-Day-Meal. It is also noticed that the remuneration of Rs.1000 is paid as honorarium for helpers. The social status of cook-cum-helpers in the sample schools reveals that majority from OBC community followed by SC, ST & others.

Payment of remuneration to cooks cum helpers

The Monitoring Institute has observed that in 50% of the sample primary schools the remuneration is being paid regularly in 50% of the schools remuneration is not being paid regularly. In case of 73.3% sample Upper Primary Schools. The remuneration is paid regularly whereas in 26.7% schools the remuneration to cooks is not paid regularly.

Social composition of cooks

In all the sample schools of 5 districts the cook cum helpers for cooking the Mid-Day-Meal are provided by Self Help Groups. The Social composition of the cooks indicates that the majority are from the OBC community followed by Scheduled Tribe, Schedule Caste, and Other Castes.

Infrastructure

The MI has observed that in Majority of the sample schools of Adilabad, Karimnagar, Mahabubnagar, Nalgonda and Ranga Reddy districts, the pucca kitchen sheds are available whereas in 12.5% of the sample schools, the kitchen sheds are semi pucca but they are not suitable to cook the Mid-Day-Meal. As a result many schools are cooking the Mid-Day-Meal either in open place of the school or in available katcha/ semi pucca/rooms/ sheds of the schools and Self Help Group women's houses.

Storage of Food grains

The MI has noticed that in majority of the Primary and Upper primary schools the food grains are stored in class rooms/ Head Master's room/ of the school, whereas, in some schools the food grains are stored in the house of a SHG member/ cooking agent. Further, the MI has observed that the storage of food grains in most of the schools is not properly done.

Availability of potable water

In 98% of the sample schools of the 5 districts monitored by the MI, it is noticed that the water facility is available for cooking and drinking purpose, and the main water sources are tap water connection, tube well and open well. In some schools, it is also observed that the water filters are arranged for providing safe drinking water to the children and sometimes in few schools it is observed that the school arranges the water from outside water source on payment basis.

Kitchen Utensils

The MI has observed that in almost all the sample schools of the 5 districts i.e. Adilabad, Karimnagar, Mahabubnagar, Nalgonda and Ranga Reddy, the kitchen utensil grant was provided to schools/ cooking agencies only in the year 2008. As a result, in majority of the schools the supplied kitchen utensils are not suitable for cooking. In some schools, the Self Help Group women (cooking agencies) buy utensils on their own. In other schools, the cooking agencies are forced to cook the food in old utensils.

Fuel

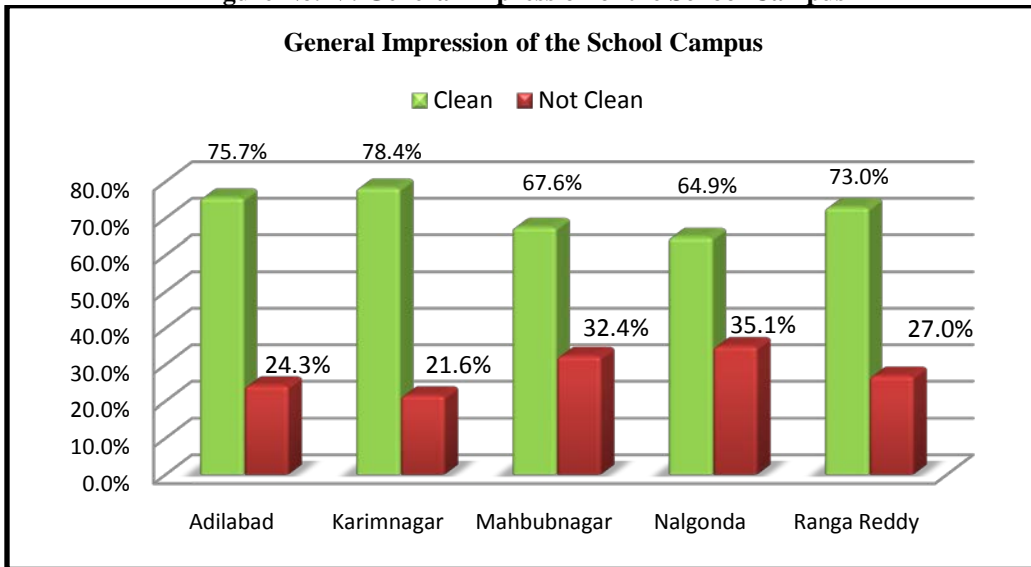
The MI has noticed that in 63.6% of the sample schools of the five districts, the fuel used for cooking of Mid-Day-Meal is fire wood, whereas in 46.7% Primary Schools LPG gas is used as fuel and in 53.3% Upper Primary Schools fire wood as the fuel for cooking MDM .

Safety and Hygiene

The MI has noticed that in majority of the sample schools of the five districts, the safety measures are taken up for the cooking of MDM, whereas the hygiene part has to be improved a lot. It is observed by the MI that napkins used in the kitchen are not cleaned in Adilabad, Karimnagar, Mahabubnagar, Nalgonda and Ranga Reddy districts. Further, it is also observed that the cook-cum helpers do not wear head gears, gloves

and aprons while cooking and food is served by hands without using proper ladles/spoons. In 50% sample Primary schools and 80% of sample Upper Primary Schools children conserve water while washing hands and washing of utensils by SHGs, storage of fuel is safe in all sampled schools and children are safe from fire hazard in the school based kitchens.

Figure No.IV: General Impression of the School Campus



Community Participation

The MI has observed that in 75-80% of the sample schools of the five districts, the parents, SMC members visit the schools occasionally for participation in school activities. The community is having a slight awareness regarding the entitlements and provisions of Mid-Day-Meal. In majority of the schools it is observed that the community has less awareness levels with regards to school education projects, particularly MDM, SSA and Right to Education Act (R.T.E).

Inspection and Supervision

The MI has observed that the inspection & supervision in all the sample districts is minimal. Occasionally, the Mandal Educational Officers and Deputy Educational Officers visit the schools to observe the Mid-Day-Meal programme, but it is reported that the visits by these officials are not helpful for the improvement of the programme.

Impact

In majority of the sample schools visited by the MI in all the 5 districts, it is found that the Mid-Day-Meal is helping the poorest of the poor children of the schools to fill their stomachs at least one time a day. The Mid-Day-Meal in 90.9% Primary and 93.3% Upper Primary Schools encourages the children to attend the school continuously. As far as nutritional support is concerned, 95.5% of Primary Schools and 100 % Upper Primary Schools Mid-Day-Meal improved the general health of children. MDM is inspiring the for growth and development and active participation of children in schools activities.

Conclusions and recommendations

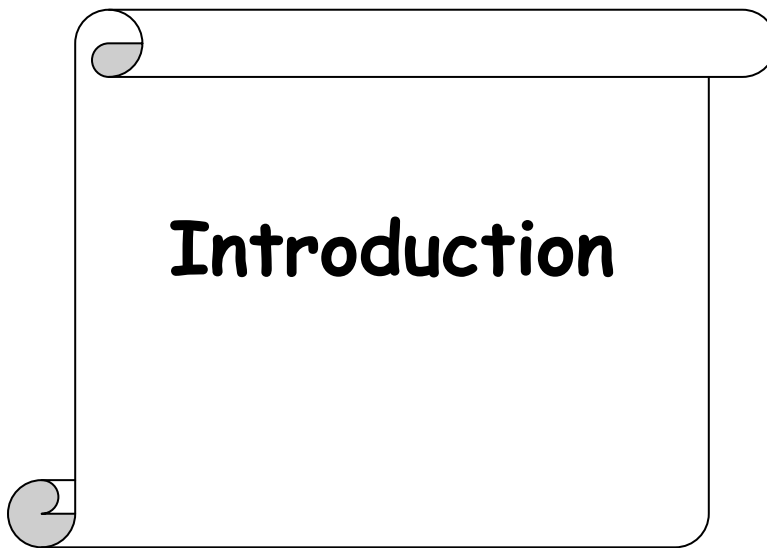
The Monitoring of Mid-Day-Meal scheme in the five districts of Telangana State by the National Institute of Rural Development & Panchayati Raj (Monitoring Institute) reveals that some schools have not provided the relevant information. It shows that Head Masters and teachers in the sample schools concerned do not have proper awareness about the MDM guidelines and also the children's entitlements. The monitoring work for the first Half Yearly period i.e. 1st April, 2014 to September 30th 2014 in five districts namely Adilabad, Karimnagar, Mahabubnagar, Nalgonda and Ranga Reddy indicates the status of implementation of MDM. On the basis of field monitoring by the investigators and the project monitoring team of NIRD&PR in all the 5 sample districts the following conclusions are drawn.

1. In almost all the sample schools of the 5 districts, the schools are serving hot, cooked meal everyday without any interruption.
2. The availment of Mid-Day-Meal in sample schools of all the 5 districts varies from district to district; Adilabad 69.1%, Karimnagar 73.6%, Mahabubnagar 58%, Nalgonda 70.4% and Ranga Reddy 64.7%.
3. In majority of the sample schools, it is observed that the food grains are received by the schools on time.
4. In majority of the sample districts, it is noticed that the quality of the supplied rice is not good and as a result the children disinterested to avail the MDM.
5. It is observed that majority of the sample schools in the 5 districts maintain buffer stock, but the storage of food grain is quite neglected.
6. In majority of the schools, it is observed that the cooking cost is regularly paid to the cooking agencies. In some districts there is a delay in payment of cooking cost, for example, Nalgonda and Ranga Reddy districts.
7. There is a huge delay in payment of remuneration to cooks cum helpers in all the five sample districts.
8. There is no discrimination of caste, gender and community in serving of Mid-Day-Meal among the sample schools of the five districts.
9. In all the five sample districts, it is observed that the menu with variety is being followed.
10. The majority (85%) of the schools has cooks cum helpers appointed by Self Help Groups and they belong to OBC community followed by Scheduled Caste and Scheduled Tribes. It is found that the payment of remuneration to cooks cum helpers is quite delayed, i.e. 2 to 4 months.
11. The majority (60%) of the schools in all the five districts does not have pucca kitchen sheds and cooking is being done in open place.
12. The MI has observed that in some schools the constructed kitchen sheds are not usable for the cooking of MDM.

13. It is reported that the supplied kitchen utensils are not suitable to the cooking of meal for the present strength of the schools. Therefore timely renewal of sanctioning the kitchen utensils is required.
14. In majority (40%) of the schools, the food grains are being stored in class rooms only. The storage of food grains is not proper.
15. In 80% of the sample schools, the water facility is available for cooking as well as drinking.
16. In 80% of the schools in the sample districts, the fire wood is the fuel for cooking of the Mid-Day-Meal.
17. Safety and cleanliness in the schools:
 - 60% of the schools have clean campus, in 90% of the schools, teachers encourage children to wash hands before and after the meal. In 90% of the schools, children conserve the water by washing hands and utensils.
 - The cook cum helpers do not maintain safety while cooking the food in most of the sample schools (80%). Fire extinguishers are not available in the sample schools.
18. In 90% of the schools, parents and SMC members visit occasionally to the schools to observe the implementation of the MDM.
19. In majority of the schools (90%) the SHG, SMC members and parents are not aware of the entitlements and quantity of food grains, pulses and vegetables for cooking the Mid-Day-Meal.
20. In 80% of the Primary schools and 85% of the Upper Primary Schools, the Mandal level officials visit the schools to observe the MDM programme but the visits do contribute much to the improvement of the programme.
21. The Mid-Day-Meal programme is able to help the poor children to meet their hunger needs.

Recommendations and suggestions for further improvement of the programme

1. In each district, monitoring cells are to be established for better implementation.
2. Menu boards should be displayed along with the entitlements of MDM in noticeable places of the schools for better awareness among students and parents.
3. Kitchen utensils are to be replaced immediately in the entire sample districts and State.
4. Regular Awareness generation programmes for teachers, community members and cooking agencies are to be organized for effective implementation.
5. Kitchen sheds should be constructed as per the strength of the students and norms of MDM, immediately in all the schools.
6. The State should evolve a mechanism for reducing the delay of payment of remuneration to cooks cum helpers as well as the cooking cost.
7. Proper monitoring mechanism has to be established from Mandal to State level for better delivery of MDM.
8. All the cooking agencies are to be instructed to wear head gears, aprons and hand gloves while cooking and serving the Mid-Day-Meal.



1. Introduction

1.1 Background

The Mid Day Meal is the world's largest school feeding programme reaching out to about **12 crore children** in over 12.65 lakh schools/EGS centres across the country. With a view to enhancing enrolment, retention and attendance and simultaneously improving nutritional levels among children, the National Programme of Nutritional Support to Primary Education (**NP-NSPE**) was launched as a Centrally Sponsored Scheme on **15th August 1995**, initially in 2408 blocks in the country. By the year 1997-98 the NP-NSPE was introduced in all blocks of the country. It was further extended in 2002 to cover not only children in classes I-V of Government, Government aided and local body schools, but also children studying in EGS and AIE centres. Central Assistance under the scheme consisted of free supply of food grains @ 100 grams per child per school day, and subsidy for transportation of food grains up to a maximum of Rs 50 per quintal. During 2004 the scheme was revised to provide cooked mid day meal with 300 calories and 8-12 grams of protein to all children studying in classes 1-V in Government and aided schools and EGS/AIE centres.

From 2008-09 i.e. **1st April, 2008**, the programme covers all children studying in Government, Local Body and Government-aided primary and Upper Primary Schools and the EGS/AIE centres including Madarsa and Maqtabas supported under SSA of all areas across the country. The calorific value of a mid-day meal at Upper Primary stage has been fixed at a minimum of 700 calories and 20 grams of protein by providing 150 grams of food grains (rice/wheat) per child/school day.

During the year 2009, the following changes have been made to improve the implementation of the scheme:-

(a) Food norms have been revised to ensure balanced and nutritious diet to children of Upper Primary group by increasing the quantity of pulses from 25 to 30 grams, vegetables from 65 to 75 grams and by decreasing the quantity of oil and fat from 10 grams to 7.5 grams.

(b) Cooking cost (excluding the labour and administrative charges) has been revised from Rs.1.68 to Rs.2.50 for Primary and from Rs.2.20 to Rs.3.75 for Upper Primary children from 1.12.2009 to facilitate serving MDM to eligible children in prescribed quantity and of good quality. The revised cooking cost per child per school day w.e.f 1.07.2013 for Primary is Rs. 3.34 per child per day and Rs.5.00 for Upper Primary children.

(b) Engagement of cooks-cum-helpers

The honorarium for cooks and helpers was paid from the labour and other administrative charges of Rs.0.40 per child per day provided under the cooking cost. In many cases the honorarium was so little that it became very difficult to engage manpower for cooking the meal. A separate component for payment of honorarium @ Rs.1000 per month per cook-cum-helper was introduced from 1.12.2009. The honorarium at the above prescribed rate is being paid to cooks-cum-helpers. The following norms for engagement of cook-cum-helper have been made:

- (i) One cook- cum-helper for each school, where 25 students avail MDM.
- (ii) Two cooks-cum-helpers for each school with 26 to 100 students.
- (iii) One additional cook-cum-helper for over 100 students.

The expenditure towards the honorarium of cooks-cum-helpers is shared between the center and the NER states on 90:10 bases and with other States/UTs on 75:25 basis

1.2 Management, Monitoring and Evaluation (MME).

Government of India provide assistance to States/ UTs for Management, Monitoring & Evaluation (MME) at the rate of 1.8% of total assistance on (a) free food grains, (b) transport cost (c) cooking cost and (d) honorarium to cooks-cum-helpers. Another 0.2% of the above amount will be utilized at the Central Government for management, monitoring and evaluation. The detailed guidelines were issued by the Ministry vide letter No. F.1-15/2009-Desk (MDM) dated 21st June, 2010.

(a) Provision of mid-day meal during summer vacation in drought affected areas.

(b) Provision of essential infrastructure

I) Kitchen-cum-stores

The cost of construction of Kitchen-cum-store is determined on the basis of State Schedule of Rates and the plinth area norm laid down by the Department of School Education and Literacy, Ministry of Human Resource Development, and the Government of India depending on the number of children studying in schools. However, in case of unconventional item, which is not part of Schedule of Rates, the rates are approved by the State level Steering-cum-Monitoring Committee for MDM Scheme with the condition that such estimates should not exceed the cost of the similar design made through conventional item available in the Schedule of Rates. The cost of construction of Kitchen-cum-store is shared between the Centre and the NER States on 90:10 and with other States /UTs on 75:25 basis. The norm for construction of kitchen-cum-store is given below:

20 sq. mts. plinth area for construction of Kitchen-cum-store in schools which have up to 100 children. For every additional up to 100 children, additional 4 sq.mt plinth area will be added. Slab of

100 children may be modified by the States/UTs depending upon local conditions. For example, the hill areas, where the number of children in schools is less, may have larger slabs. In one State/UT, there can be more than one slab. However, the modified prescription of plinth area will have to confirm to the above ceiling.

II) Kitchen Devices

Government of India provides assistance in a phased manner for providing and replacement of kitchen devices at an average cost of Rs.5,000 per school. States/ UT Administration will have the flexibility to incur expenditure on the items listed below on the basis of the actual requirements of the school (provided that the overall average for the State/ UT Administration remains Rs 5000 per school): a. Cooking devices (Stove, Chula, etc) b. Containers for storage of food grains and other ingredients c. Utensils for cooking and serving..

1.3 Objectives of Monitoring by the Independent Research Institution:

Sarva Shiksha Abhiyan (SSA) and Mid-Day-Meal scheme are the initiatives of the Government of India to achieve the goal of Universalization of Elementary Education. For successful implementation of the Programme, an effective monitoring system is essential. Monitoring is very important for any programme and it is required on continuous basis. The Ministry felt that it would be more fruitful to involve professional institutions in this task. Accordingly, the Department of School Education & Literacy, during the year 2003-2004, had identified key monitoring institutions to monitor the implementation of the programmes in the States/ UTs.

After enactment of RTE Act, 2009, the education scenario has changed and in order to undertake the field monitoring more intensively and rigorously, the Ministry has recently revised the Terms of Reference (ToR) with consultation with MIs, in a National Review Meeting held in June, 2010 for Monitoring of SSA-RTE. The revised ToR would be for two years and is effective from October 1st, 2013, The MI shall monitor the Schemes with the objectives of:

- (i) Assessment and analysis of the implementation of the approved interventions and processes at the habitation and school level, keeping in view the overarching goals of these schemes and the provisions under RTE Act, 2009 and
- (ii) Identification of the social, cultural, linguistic or other barriers coming in the way of successful implementation of the schematic interventions and attainment of these goals.

1.4 Methods Used

Data collection tools were developed by the Sub Group of Monitoring Institutions formulated by the Ministry of Human Resource Development; GoI. Data was then collected by the qualified monitors from the five districts. The methods used in data collection included observation, interviews, focus group dis-

cussions and meetings. The tools used included questionnaires, interview schedules, observation schedules and focus group discussion checklists.

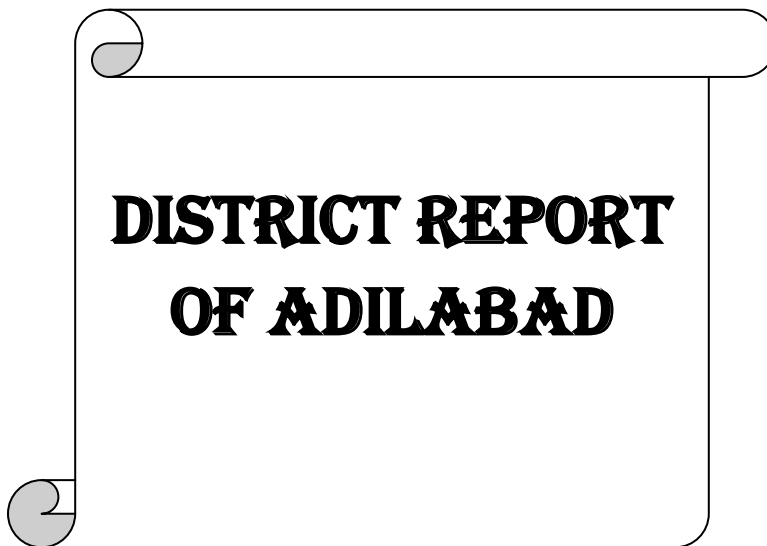
1.5 Collection of Data

For the purpose of data collection, the study team visited all the schools for preliminary interaction with teaching staff and appraising themselves with the physical and academic conditions prevailing thereof. Since the data collection is to be covered in a span of less time and the task is of gigantic proportion, required number of research investigators were identified and trained thoroughly in terms of appropriate data collection methods. Specific care has been taken to identify the research investigators keeping in view the requirement of exposure to school education. Hence, Post Graduates with B.Ed, M.Ed, and M.Phil qualification were specifically drafted as research investigators for the purpose of the study. They were in turn given a five-day orientation on data collection, observation and capturing the information from the schools and then placed for actual data collection. The school management concerned was informed in advance to keep the records ready for secondary data collection as well. On the day of visit to the schools, the structured schedule was administered for primary data collection under the supervision of research team.

1.6 Sample Schools for Monitoring

The schools that were monitored during First Half Yearly period i.e. 1st April, 2014 to 30th September, 2014 by the Monitoring Institute i.e. National Institute of Rural Development & Panchayati Raj, Rajendranagar, Hyderabad in the five districts of Telangana which include Adilabad, Karimnagar, Mahabubnagar, Nalgonda and Ranga Reddy.

In each district, as per the ToR the MI is supposed to monitor the 40 schools with due representation to certain interventions as well as Urban and Rural areas. Before starting the monitoring activity, the State Project Office has been informed about the districts to be monitored and requested the Commissioner and Director of School Education and Director Mid-Day-Meal scheme to instruct the concerned District Educational Officers about the activity of monitoring. The schools in each district are identified in consultation with the District Educational Officers of the concerned district and at the time of monitoring the DEOs and their representatives also accompanied the monitoring teams of the MI. The selected schools in each district are as follows: 8 out of these 40 schools are from the Urban area, 3 schools from Computer Aided Learning Schools, 3 schools from KGBV, 2 schools from Civil Works and the remaining schools are from Rural and Special training centres and National Child Labor Project (NCLP) schools, where ever the establishments are available. Out of the 40 schools, the schools which are implementing Mid-Day-Meal scheme are covered for monitoring of MDM. The details of the schools monitored are provided in Annexure.



**DISTRICT REPORT
OF ADILABAD**

2. District Level Half Yearly Monitoring Report

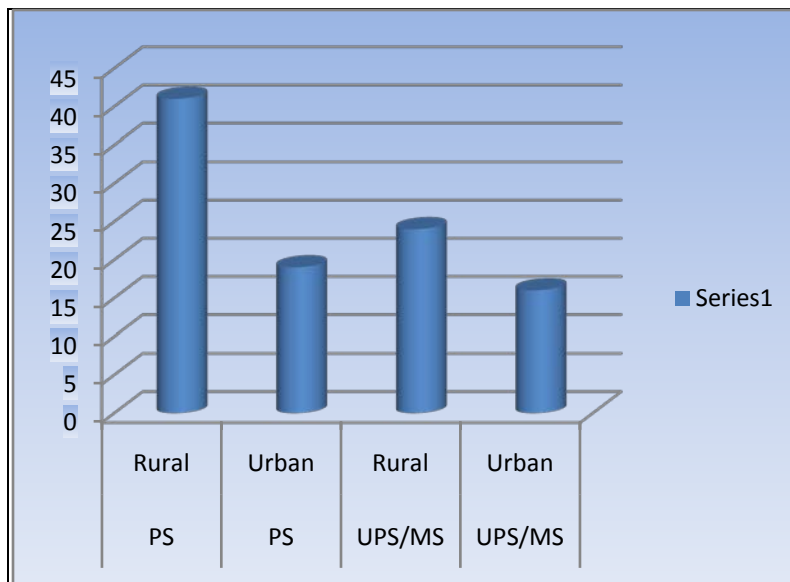
District: Adilabad

1. REGULARITY IN SERVING MEAL:

Whether the school is serving hot cooked meal daily? If there was interruption, what was the extent and reasons for the same?

The Monitoring Institute has monitored 40 schools in Adilabad district and this includes 22 Primary Schools and 15 Upper Primary Schools. Out of 22 Primary Schools 15 schools are from Rural area and 7 schools are from Urban area and in respect of Upper Primary schools 9 schools are from Rural area and 6 schools are from Urban area Monitoring Institute have Monitored total 40 schools from which 3 schools are KGBV which do not have the Mid-Day-meal Programme.

Figure No. 2(a): Distribution of sample schools in Adilabad district



In Adilabad district, the MI has observed that in all schools, the food is being supplied by the Self Help Groups only at school based kitchen



Children taking MDM

It is observed in all the 22 (100%) Primary Schools, the food is being served 'hot' to the school children on daily basis. In respect of 15 (100%) Upper Primary Schools, the food is being served hot. It shows that in all the 37 sampled schools hot cooked meal is supplied.

Table No.2.1: Details of Serving of Hot cooked meal daily in sample schools					
Category			Area		Total
			Rural	Urban	
PS	the school is serving hot cooked meal daily	Yes	15 100.0%	7 100.0%	22 100.0%
	Total		15 100.0%	7 100.0%	22 100.0%
UPS / MS	the school is serving hot cooked meal daily	Yes	9 100.0%	6 100.0%	15 100.0%
	Total		9 100.0%	6 100.0%	15 100.0%

2. TRENDS:

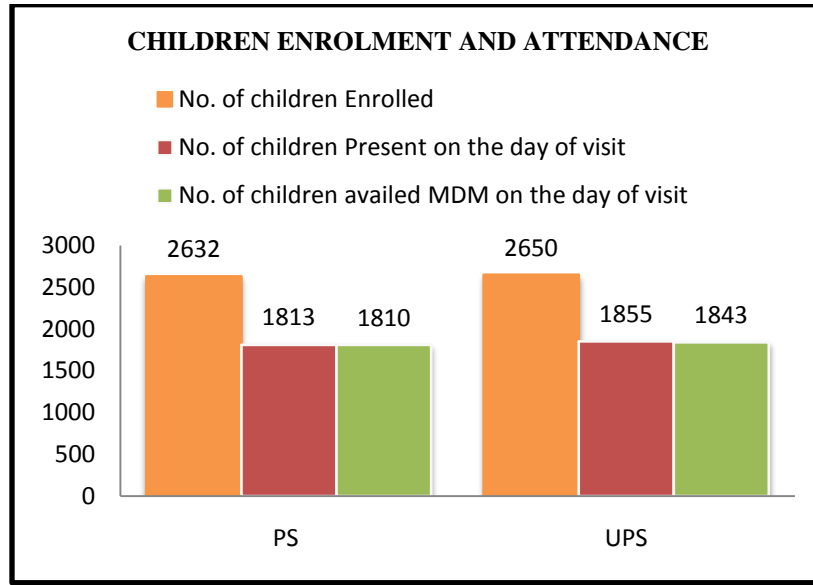
Extent of variation (As per school records vis-à-vis Actual on the day of visit)

The Monitoring Team visited 22 Primary Schools in Adilabad district. The total enrolment in these schools is 2632, out of these 1813 (68.76%) children are attended the school and 1810 (68.76%) children have opted the Mid-Day Meal during the MI visit to schools.

The MI visited 15 Upper Primary Schools. The total enrolment of these sampled schools is 2650. Out of the total enrolment only 1855 children (70%) have attended the school and out of these 1843(69.54%) children have opted the Mid-Day Meal during the MI visit to schools.

It shows that majority of the attended children are opting the Mid-Day Meal.

Figure No.2(b): Enrolment and Attendance of Children for Mid-Day Meals



3. REGULARITY IN DELIVERING FOOD GRAINS TO SCHOOL LEVEL:

- (i) Is school receiving food grain regularly? If there is delay in delivering food grains, what is the extent of delay and reasons for the same?
- (ii) Is buffer stock of one-month’s requirement is maintained?
- (iii) Is the food grains delivered at the school?

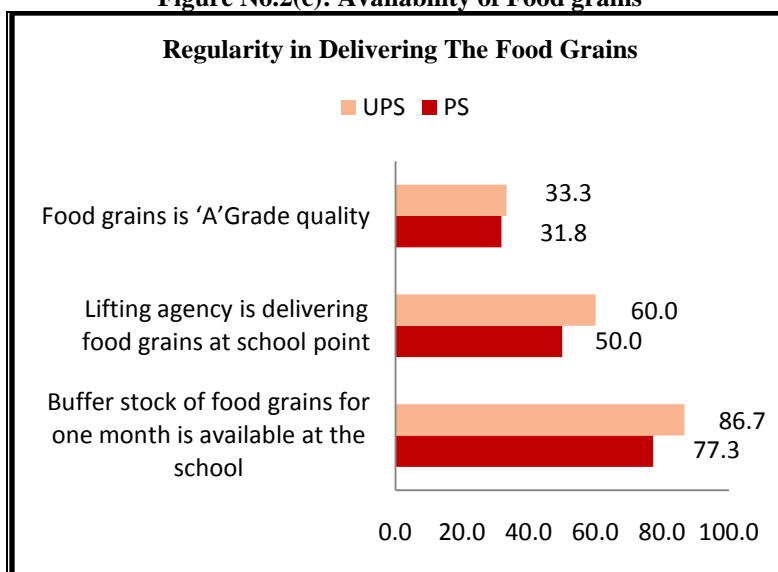
In the 37 sample schools of Adilabad district visited by the MI, it is observed that in 50% of the Primary Schools, the food grains are delivered to schools regularly. In the case of Upper Primary Schools, in 60% of the sample schools the food grains are delivered to the schools regularly.

In MPPS, Petrol pump W.No.22, MPPS, Echoda, MPPS, Jainoor, MPPS, Sirsilk, W.No.2 Kagaznagar, GPS, Vidyanagar, MPPS, Bazarhathnur, MPPS, Narnoor, GPS, Old Mancheriyal W.No.27, GPS, Old Mancheriyal, MPPS, Sunkidi, Talamadugu, MPPS, Neradigonda, MPUPS, Kolari, Gudihathnoor, MPUPS, Singapur, Mancherial, MPUPS, Radagambala, Bellampally, MPUPS, Bhadi, Bela, MPUPS, Utnoor and MPUPS, Randivenagar the MI has noticed delay in delivering food grains by the lifting agency.

Table No. 2.2 : Buffer stock of food grains for one month is available at the school					
Category			Area		Total
			Rural	Urban	
PS	buffer stock of food grains for one month is available at the school	Yes	11 73.3%	6 85.7%	17 77.3%
		No	4 26.7%	1 14.3%	5 22.7%
	Total	15 100.0%	7 100.0%	22 100.0%	
UPS / MS	buffer stock of food grains for one month is available at the school	Yes	9 100.0%	4 66.7%	13 86.7%
		No	0 .0%	2 33.3%	2 13.3%
	Total	9 100.0%	6 100.0%	15 100.0%	

The Buffer stock (one month's requirement of food grain,) it is observed that the buffer stock is being maintained in 17(77.3%) sample Primary Schools and 13(86.7) % UP Schools; in the rest of the sample schools the buffer stock is not maintained. They are MPPS, Echoda, GPS, Vidyanagar, MPPS, Sunkidi,Talamadugu, MPPS, Neradigonda, MPPS, Anji,Indervelly GOVT.UPS-Ngo's Adilabad and MPUPS, Randivenagar.

Figure No.2(c): Availability of Food grains





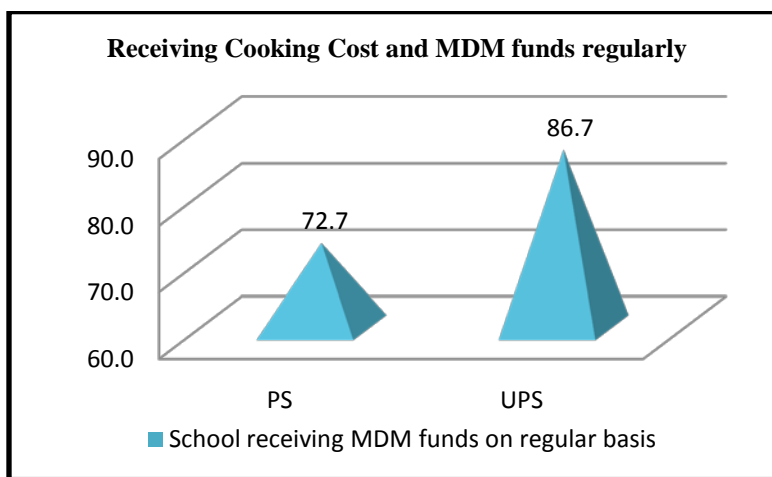
Buffer Stock in the School

4. REGULARITY IN DELIVERING COOKING COST TO SCHOOL:

- (i) Is school receiving cooking cost in advance regularly? If there is delay in delivering cooking cost what is the extent of delay and reasons for it?
- (ii) In case of delay, how schools manage to ensure that there is no disruption in the feeding programme?
- (iii) Is cooking cost paid by Cash or through banking channel?

The MI has noticed that in 31.8% of the Primary Schools and 33.3% of the Upper Primary Schools of 37 sample schools of Adilabad district, the quality of the food grains is good. In the rest of the schools the quality is not good.

Figure No.2(d): Release of Cooking Cost



The MI has noticed that in 72.7% of the Primary Schools and 86.7% of the Upper Primary Schools of 37 sampled schools of Adilabad district the cooking cost and MDM funds are being received regularly, where as in GPS, Vidyanagar, MPPS, Nirala, Jainad, MPPS, Bazarhathnur, MPPS, Narnoor, MPPS, Devapur, Talamadugu, GPS, Old Mancheriyal W.No.27, MPUPS, Danthanguda, Kagaznagar and MPUPS, Randivenagar the MDM cooking cost and funds are not received regularly.

Further, it is observed that in the sampled schools visited by the MI, it is reported by the teachers and head masters that the food grains are released to schools by the ration shop owners after adjusting the unspent balance of the previous month.

Regarding the release of cooking cost, it is observed that 72.7% of the Primary Schools and in all (100%) of the Upper Primary Schools receive cooking cost regularly in advance. In the rest of the schools viz., GPS, Bangalpet, Nirmal, MPPS, Nirala, Jainad, MPPS, Bazarhathnur, MPPS, Narnoor, MPPS, Devapur, Talamadugu and GPS, Old Mancheriyal W.No.27 the fund release was delayed by 1-2 months.

It is observed by MI that in all the Primary and Upper Primary Schools the cooking cost is paid through e-transfer.

5. SOCIAL EQUITY:

Did you observe any gender or caste or community discrimination in cooking or serving or seating arrangements?

The MI has noticed any gender visited by the MI except in two schools or caste discrimination in cooking & serving of MDM among the Sample schools.

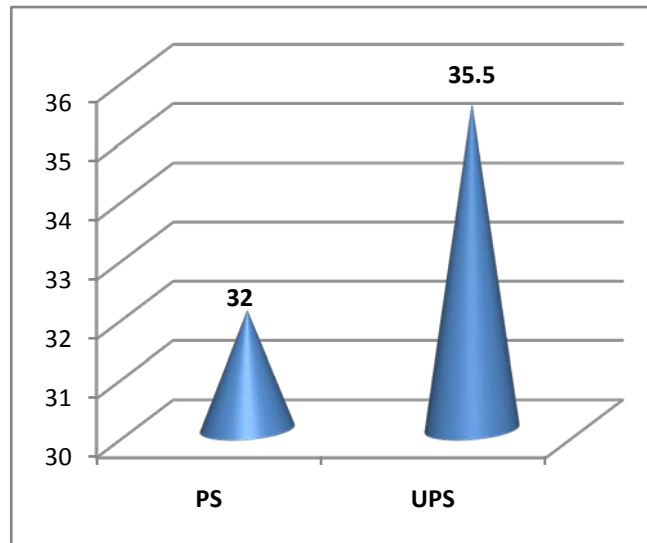


Serving of MDM

6. VARIETY OF MENU

Has the school displayed its weekly menu, and is it able to adhere to the menu displayed?

Figure No.2(e): Display of Menu and Practice in Schools



As per the norms the schools have to display the menu boards in noticeable places of the school premise and follow the same daily. The Monitoring Team has noticed that out of 22 sample Primary Schools, in 8 Schools the weekly menu is displayed and followed. In respect of the 15 sample Upper Primary Schools in 8 schools only the weekly menu is displayed and the same to followed. The Primary Schools which not displayed weekly menu are: GPS, Bangalpet, Nirmal, MPPS, Jainoor, MPPS, Seethagondi, Gudihathnoor, GPS, Vidyanagar, MPPS, Narnoor, MPPS, Devapur, Talamadugu, GPS, Old Mancheriyal W.No.27, GPS, Old Mancheriyal, MPPS, Ponnari, Tamsi, GOVT. UPS, Ward-14, Kagaznagar, MPPS, Khapparla, Tamsi, MPPS, Neradigonda, MPPS, Anji, Indervelly and MPPS, Goyagaon, Kerameri.

The Upper Primary Schools which are not displaying weekly menu in the prominent place are MPUPS, Kolari, Gudihathnoor, MPUPS, Bandalnagapur, Tamsi, MPUPS, Dhaba-K, Narnoor, MPUPS, Bhadi, Bela, MPUPS, Utnoor, MPUPS, Jhari, Kerameri and GOVT. UPS-NGO's Adilabad.

Is there variety in the food served or is the same food served daily? Does the daily menu include rice / wheat preparation, dal and vegetables?

Does the daily menu include rice / wheat preparation, dal and vegetables

The MI has observed that in the sample schools of Adilabad district, all the schools serve food with variety on daily basis and the menu includes rice, dal and sambar with some vegetable.

7. QUALITY & QUANTITY OF MEAL:

Feedback from children on

a) Quality of meal:

b) Quantity of meal:

{If children were not happy Please give reasons and suggestions to improve.}

The Monitoring team observed that out of 29 sampled schools, in 21 schools the children reported that the quality and quantity of meal is good, whereas in 7 schools the children were satisfied with the food provided. Only in 1 school the children said that the quality of the food is poor.

Table No.2.3: Quality of Meal					
Category			Area		Total
			Rural	Urban	
PS	Quality of meal	Good	12 80.0%	4 57.1%	16 72.7%
		Satisfactory	3 20.0%	3 42.9%	6 27.3%
	Total	15 100.0%	7 100.0%	22 100.0%	
UPS / MS	Quality of meal	Good	3 33.3%	1 16.7%	4 26.7%
		Satisfactory	6 66.7%	5 83.3%	11 73.3%
	Total	9 100.0%	6 100.0%	15 100.0%	

Table No.2.4 : Quantity of Meal					
Category			Area		Total
			Rural	Urban	
PS	Quantity of meal	Good	8 53.3%	3 42.9%	11 50.0%
		Satisfactory	7 46.7%	4 57.1%	11 50.0%
	Total	15 100.0%	7 100.0%	22 100.0%	
UPS / MS	Quantity of meal	Good	1 11.1%	2 33.3%	3 20.0%
		Satisfactory	8 88.9%	4 66.7%	12 80.0%
	Total	9 100.0%	6 100.0%	15 100.0%	

The Monitoring Team observed that of 37 sampled Primary Schools, in 16 schools, the children felt good about the quantity of meal served in the schools, in 6 schools, children were satisfied with the food provided. Upper Primary Schools 4 schools children said that the quality of food provided for them was good and in 11 schools children felt that the quality of meal was satisfactory.

With regard to the quantity of meal it is observed that of 37 sample Primary Schools, in 11 schools, the children felt good about the quantity of meal served in the schools, in 11 schools, children were satisfied with the food provided. In Upper Primary Schools 3 schools children said that the quality of food provided for them was good and in 12 schools children felt that the quality of meal was satisfactory

8. SUPPLEMENTARY:

- (i) Whether children are given micronutrients (Iron, folic acid, vitamin – A dosage) and de-worming medicine periodically?**
- (ii) Who administers these medicines and at what frequency?**
- (iii) Is there school Health Card maintained for each child?**

The MI has observed that among 22 Primary Schools 18 (81.8%) schools children are provided micro nutrients like Folic acid, iron and Vitamin A. In 15 Upper Primary Schools 12(80%) of schools are providing micro nutrients like Folic acid, iron and Vitamin A. The nutrients are provided on weekly/monthly basis in majority of the schools. It is observed that the micro nutrient support is provided in convergence with the health department.



Supply of micro nutrients to the children

The schools which do not provide micronutrients are MPPS, Petrol pump W.No.22, GPS, Bangalpet, Nirmal, MPPS, Echoda, MPUPS, Radagambala, Bellampally, GOVT.UPS-Ngo's Adilabad, MPPS, Khapparla, Tamsi and MPUPS, Randivenagar.

Category			Area		Total
			Rural	Urban	
PS	children are given micro nutrients like Folic acid, Iron, and Vit A	Yes	13 86.7%	5 71.4%	18 81.8%
		No	2 13.3%	2 28.6%	4 18.2%
	Total		15 100.0%	7 100.0%	22 100.0%
UPS / MS	children are given micro nutrients like Folic acid, Iron, and Vit A	Yes	9 100.0%	3 50.0%	12 80.0%
		No	0 .0%	3 50.0%	3 20.0%
	Total		9 100.0%	6 100.0%	15 100.0%

9. STATUS OF COOKS:

- (i) **Who cooks and serves the meal? (Cook/helper appointed by the Department or Self Help Group, or NGO or Contractor)**
- (ii) **Is the number of cooks and helpers adequate to meet the requirement of the school?**
- (iii) **What is remuneration paid to cooks/helpers?**
- (iv) **Are the remuneration paid to cooks/helpers regularly?**
- (v) **Social Composition of cooks /helpers? (SC/ST/OBE/Minority).**

The meal is cooked by the cooks and helpers from the Self-Help Groups. It is observed that the cooks and helpers are adequate in number and meet the demand. The appointment of cooks cum helpers is according to the guidelines issued by the State Government and Central Government.

It is noticed by the MI that Rs. 1000 is being paid as honorarium for helpers in the sample schools and the payment is regular. The Social composition of the Cooks indicates that the majority of them belong to the OBC community, followed by Scheduled Tribe, Schedule Caste, and Other Castes.

Table No.2.6: Remuneration paid to cooks cum helpers regularly					
Category			Area		Total
			Rural	Urban	
PS	the remuneration paid to cooks cum helpers regularly	Yes	8 53.3%	3 42.9%	11 50.0%
		No	7 46.7%	4 57.1%	11 50.0%
	Total		15 100.0%	7 100.0%	22 100.0%
UPS / MS	the remuneration paid to cooks cum helpers regularly	Yes	7 77.8%	4 66.7%	11 73.3%
		No	2 22.2%	2 33.3%	4 26.7%
	Total		9 100.0%	6 100.0%	15 100.0%

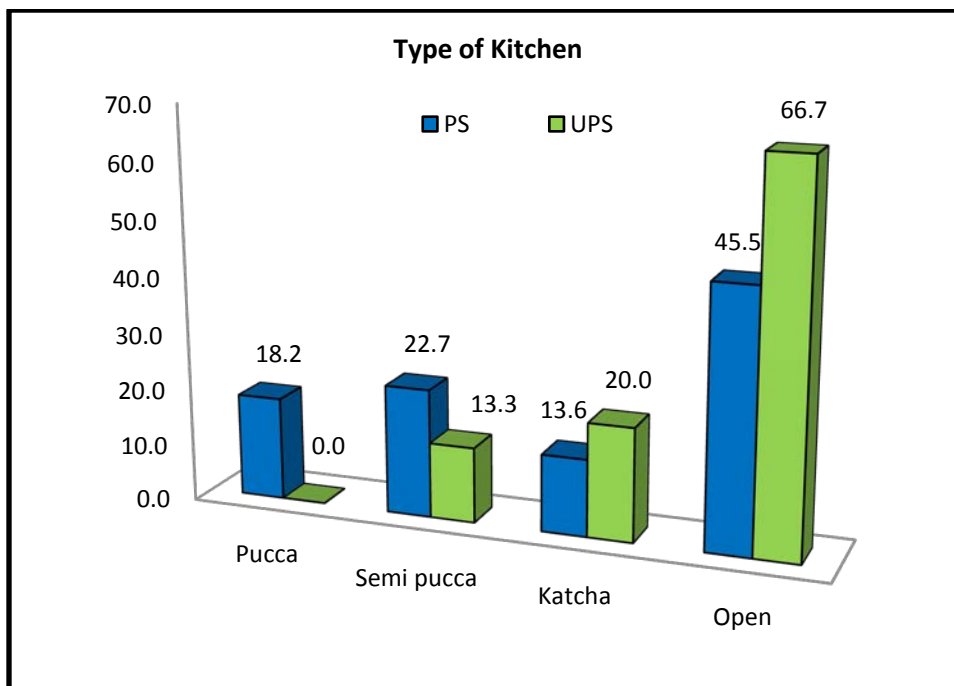
Out of the 22 sample Primary Schools visited by the MI, it is observed that in 11(50%) of the schools the remuneration is being paid regularly, whereas in other 11(50%) of the schools the remuneration payment is not done regularly. In respect of 15 sampled Upper Primary Schools in 11(73.3%) of schools the remuneration is being paid regularly in rest of the schools i.e 4(26.7%) of the schools the remuneration to the cooks is not paid regularly.

10. INFRASTRUCTURE:

- (a) **Is a pucca kitchen shed-cum-store:**
- (b) **Constructed and in use**
- (c) **Constructed but not in use under**
- (d) **Under construction**
- (e) **Sanctioned, but constructed not started**
- (f) **Not sanctioned**
- (g) **Any other (specify)**

The Monitoring Team observed that 22 sample Primary Schools, 4 schools have pucca kitchen, 5 schools with semi pucca kitchens, katcha kitchen shed in 3 schools and kitchens in open place in 10 schools. In respect of 15 sample Upper Primary Schools, 2 schools have semi pucca kitchen, 3 schools have katcha kitchen and in 10 schools cooking is done in open place.

Figure No. 2(f): Type of Kitchen Shed



11. In case the pucca kitchen shed is not available, where is the food being cooked and where the food grains /other ingredients are being stored?

Among the 22 sample Primary Schools, in 8 (36.4%) schools the food grain storage point (buffer stock) is classroom, in 11 (50%) schools, the storage point of Buffer stock is Head Teacher’s room and in 3 (13.6%) schools, the storage points are the following: Cooks house, HM room, Kitchen shed, SHG home, school building and school premises.

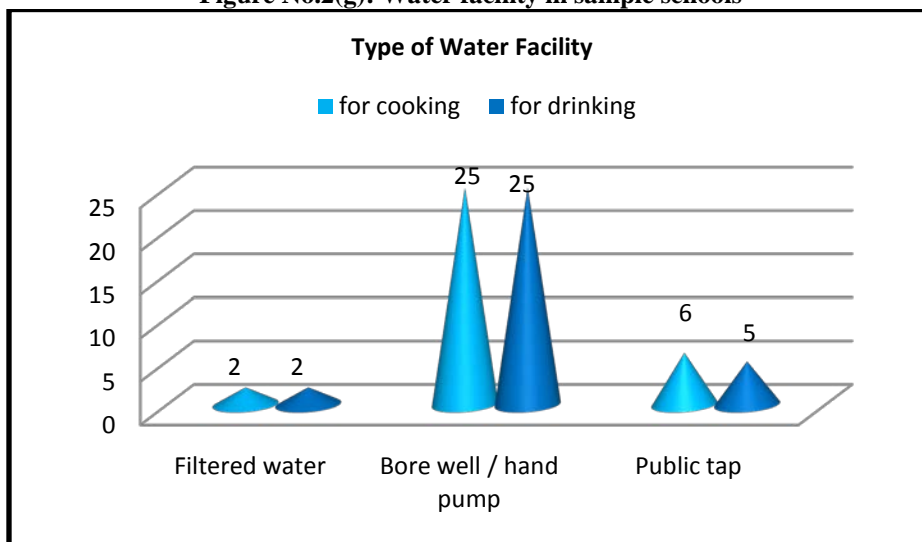
Among the 15 sample Upper Primary Schools, in 8 (53.3%) schools, the food grain storage point (buffer stock) is in classroom, in 5 (33.3%) schools the storage point is in HM room and in 2 Schools (13.3%) the storage points are the following: the cook’s house, HM room, Kitchen shed, SHG home, school building and school premises

Category			Area		Total
			Rural	Urban	
PS	Place of storage of food grain (Buffer stock)	Classroom	6 40.0%	2 28.6%	8 36.4%
		HM's room	8 53.3%	3 42.9%	11 50.0%
		Others	1 6.7%	2 28.6%	3 13.6%
	Total	15 100.0%	7 100.0%	22 100.0%	
UPS / MS	Place of storage of food grain (Buffer stock)	Classroom	5 55.6%	3 50.0%	8 53.3%
		HM's room	3 33.3%	2 33.3%	5 33.3%
		Others	1 11.1%	1 16.7%	2 13.3%
	Total	9 100.0%	6 100.0%	15 100.0%	

12. Whether potable water is available for cooking and drinking purpose?

In the 22 sampled Primary Schools visited by the Monitoring Team, it is observed that 1 school is using filtered water, 14 schools using bore well/ hand pump and 4 schools is using public tap. With regard to the 15 sampled Upper Primary Schools 1 school is using filtered water, 11 schools using bore well/hand pump and 1 school using public tap for cooking the MDM and drinking purpose.

Figure No.2(g): Water facility in sample schools



13. Whether utensils used for cooking food are adequate?

In all the 40 selected sample schools visited by the MI in Adilabad district, it is observed that majority of the schools have rice basins, dekshas, vessels, kadai, utensils, buckets, spoons, drums etc. But the utensils are quite old and the cooking agencies are asking for the replacement of the kitchen utensils with the new ones..



Cooking of MDM in the open space and also the utensils

14. What is the kind of fuel used? (Gas based/firewood etc.)

Among 22 sample Primary Schools, in 8(36.4%) schools the cooking agencies use gas as fuel and in 14 (63.6%) schools the agencies use fire-wood as the principal source for cooking food. In the case of 15 sampled Upper Primary Schools, it is observed that in 7 (46.7%) schools the agencies use gas as fuel and in 8 (53.3%) schools they use firewood as the fuel for cooking the food.





LPG is used as Fuel for Cooking the MDM

Category			Area		Total
			Rural	Urban	
PS	kind of fuel is used for cooking	Gas	6 40.0%	2 28.6%	8 36.4%
		Firewood	9 60.0%	5 71.4%	14 63.6%
	Total	15 100.0%	7 100.0%	22 100.0%	
UPS / MS	kind of fuel is used for cooking	Gas	5 55.6%	2 33.3%	7 46.7%
		Firewood	4 44.4%	4 66.7%	8 53.3%
	Total	9 100.0%	6 100.0%	15 100.0%	

15. SAFETY & HYGIENE:

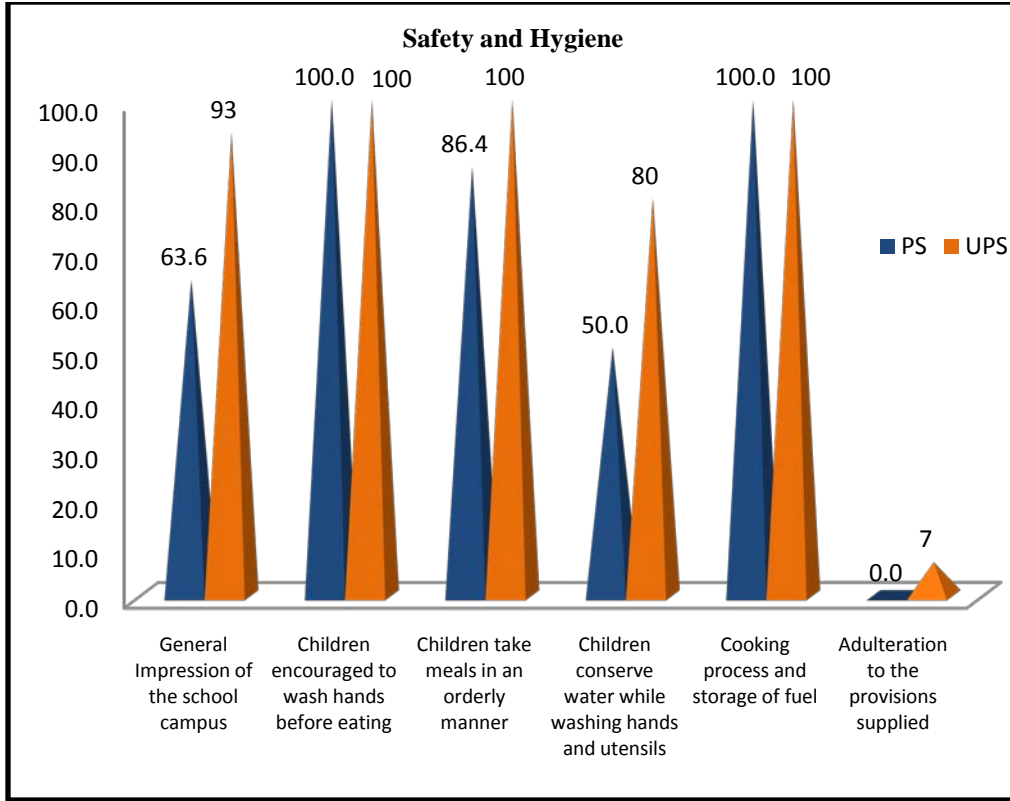
- i. General Impression of the environment, Safety and hygiene:**
- ii. Are children encouraged to wash hands before and after eating**
- iii. Do the children par take meal in an orderly manner?**
- iv. Conservation of water?**
- v. Is the cooking process and storage of fuel safe, not posing any fire hazard?**

The MI has noticed in all sampled schools of Adilabad district where the SHGs are supplying the food under MDM and noticed that among the Primary Schools, 63.6% (14) and 93.3% (14) in Upper Primary Schools have clean campus. In all the Primary Schools and in all the Upper Primary Schools, it is observed that teachers encourage the children to wash hands before and after the meals; in 86.4% sample Primary Schools and all Upper Primary Schools, it is observed that children take meals in an orderly manner and children conserve water while washing hands and utensils. In 50% sampled Primary Schools and 80% of sample Upper Primary Schools it is observed that the children conserve water while washing hands and utensils, the MI has noticed that cooking process and storage of fuel is in safe condition in all the sampled schools. In all the 22 (100%) Primary Schools and 15 (100%) Upper Primary Schools, children are safe from fire hazard.



Children Washing the Plates and Hands for MDM

Figure No.2(h): Safety and Hygiene in sample schools



16. COMMUNITY PARTICIPATION:

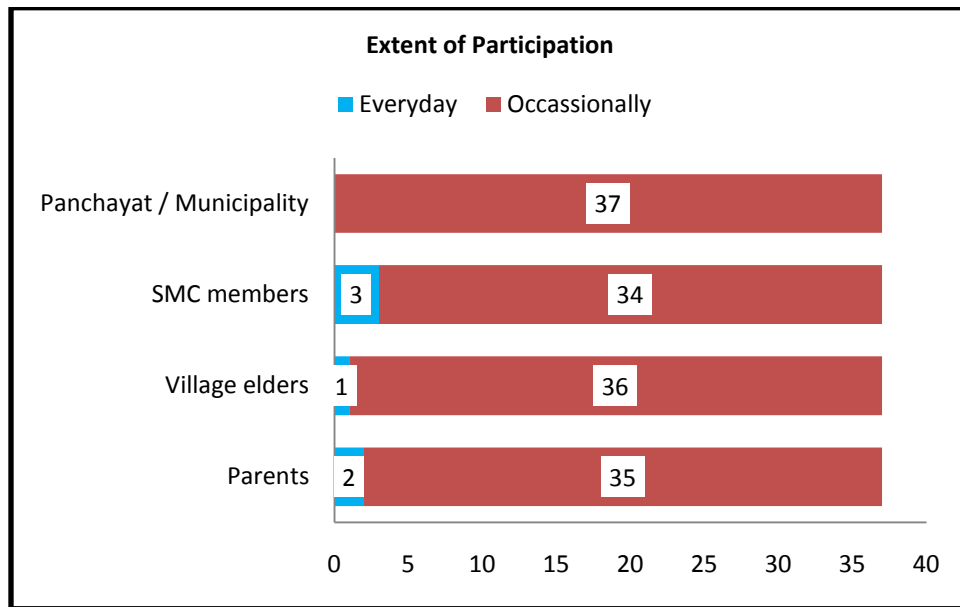
Extent of participation by Parents/VECs/Panchayats/Urban bodies in daily supervision, monitoring and participation

As far as the parents visit to the schools is concerned, among the 22 sample Primary Schools, 13(59.1%) schools and out of the 15 sampled Upper Primary Schools 10(66.7%) schools visited by the parents while MDM is being served to the children. The School Management Committee members supervise the MDM and in 17(77.3%) of the Primary Schools and 13(86.7%) of the Upper Primary Schools, in respect of panchayat/ municipality members visit to the schools, 8(36.4%) of Primary Schools and 2(13.3%) Upper Primary Schools visited for monitoring the MDM there is a need to encourage the community participation in implementation & Supervision of MDM at the school level



Children, parents and SMC members are interacting with the Nodal Officer on MDM quality

Figure No.2(i): Community participation in sample schools



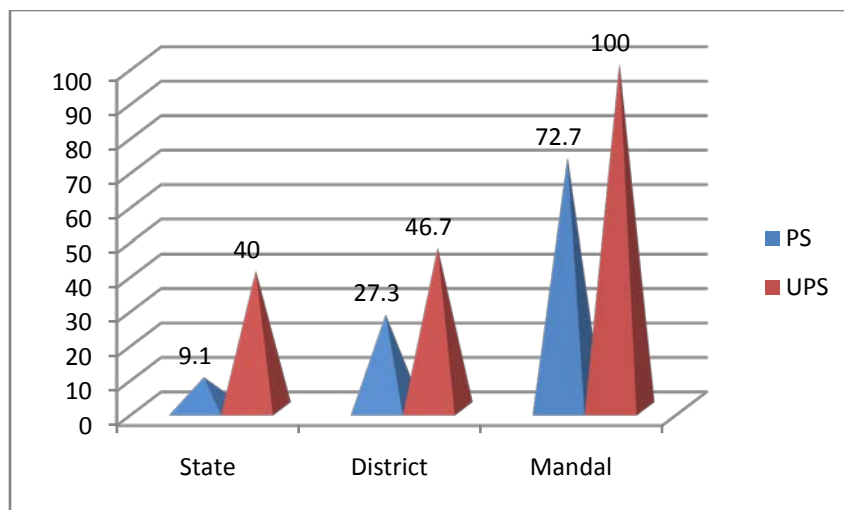
17. INSPECTION & SUPERVISION

Has the mid- day meal programme been inspected by any state/district/block level officers/officials

The 22 sampled Primary Schools 2(9.1%) schools visited by the State level officials, 6(27.3%) schools visited by the District level officials and 16(72.7%) of the schools visited by the Mandal level officials to check the implementation of the Mid-Day Meal programme.

In the total 15 sampled Upper Primary Schools 6(40%) of the schools visited by the State level officials, 7(46.7%) schools visited by the District level officials and 11(73.3%) schools visited by the Mandal level officials to know the implementation of MDM programme.

Figure No. 2(j): Inspection and Supervision of Officials in MDM



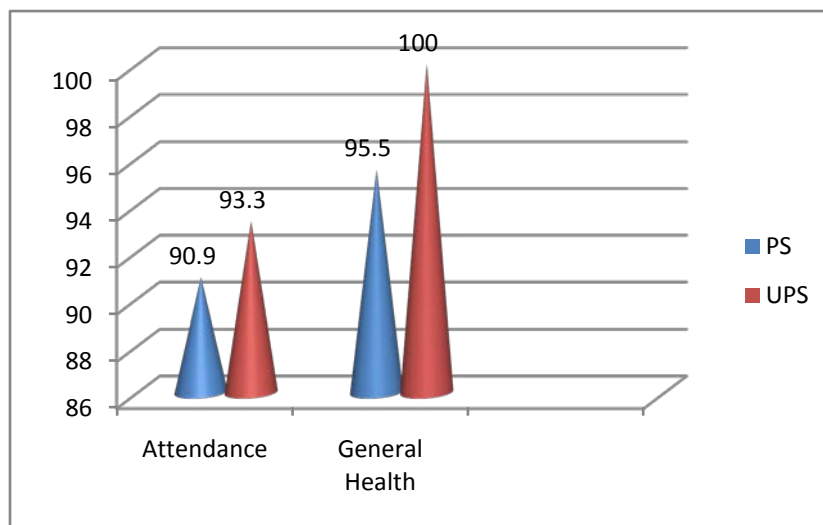
18. IMPACT

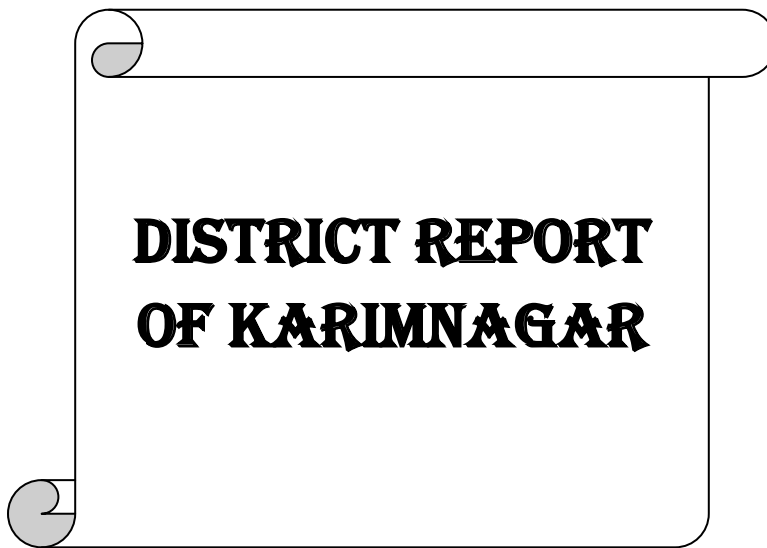
Has the mid-day meal improved the enrollment, attendance of children in school and general wellbeing (nutritional status) of children? Are there any other incidental benefits due to serving cooked meal in schools?

During the MI visit to the sampled schools of Adilabad district, the Monitoring Team has collected the opinions of the Head teacher, teachers, students, school management committee members and gram Panchayat members to know the impact of Mid-Day Meal programme.

The Mid-Day Meal programme helps the poor children to get the noon meal. In 20 (90.9%) Primary Schools and in the 14 (93.3%) Upper Primary Schools, it is reported that in 21(95.5%) Primary Schools and in all i.e. 15(100%) of the Upper Primary Schools the Mid-Day Meal programme has improved the general health of children. It is felt that MDM is helping for growth and development and active participation of the children in school activities.

Figure No. 2(k): Impact of Mid-Day Meals in sample schools





**DISTRICT REPORT
OF KARIMNAGAR**

3. District Level Half Yearly Monitoring Report

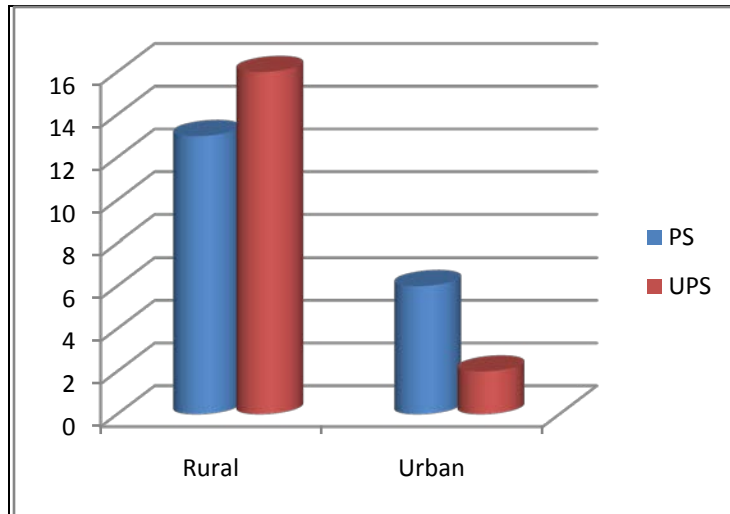
District: KARIMNAGAR

1. REGULARITY IN SERVING MEAL:

Whether the school is serving hot cooked meal daily? If there was interruption, what was the extent and reasons for the same?

The Monitoring Institute has visited 40 schools in Karimnagar district and this includes 19 Primary and 18 Upper Primary Schools. Out of the visited Primary Schools 13 schools are from Rural area and 6 schools are from Urban area. In respect of 18 sampled Upper Primary Schools 16 schools are selected from Rural area and 2 schools are selected from Urban area.

Figure No.3(a): Distribution of sample schools in Karimnagar district



The Monitoring Institute has observed that in all the sampled schools of Karimnagar district the food is being supplied by Self Help Group at the school based kitchen



Distribution of MDM

The selected sample schools in Karimnagar district, it is observed in 18 (94.7%) Primary Schools and whereas in 1 school, namely, MPPS Srirampur, it is observed that hot food is not being served to the students, the food is being served 'hot' to the school children on daily basis. In case of all i.e., 18 (100.0%) Upper Primary schools, the food is being served hot whereas 3 schools are KGBV which do not have the Mid-Day-Meal Programme

Table No. 3.1: Details of Serving of Hot cooked Meal daily in sample schools					
Category			Area		Total
			Rural	Urban	
PS	the school is serving hot cooked meal daily	Yes	12 92.3%	6 100.0%	18 94.7%
		No	1 7.7%	0 .0%	1 5.3%
	Total		13 100.0%	6 100.0%	19 100.0%
UPS / MS	the school is serving hot cooked meal daily	Yes	16 100.0%	2 100.0%	18 100.0%
		Total	16 100.0%	2 100.0%	18 100.0%

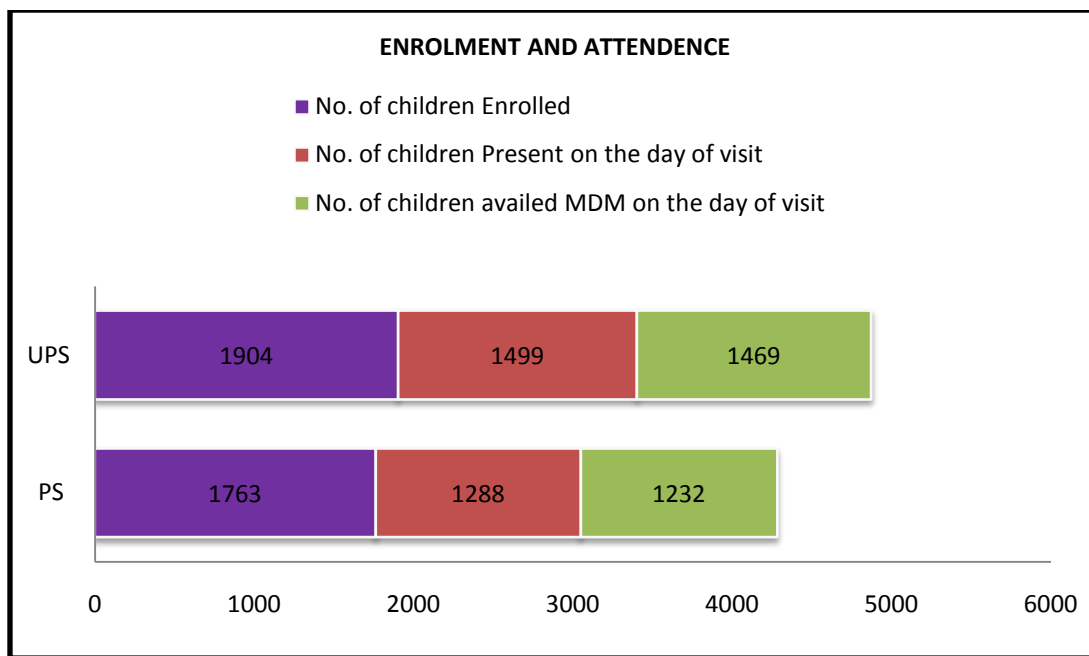
2. TRENDS:

Extent of variation (As per school records vis-à-vis Actual on the day of visit)

Among 19 sampled Primary Schools selected by Monitoring Institute it is observed that the total enrolment Is 1763, of these 1288(73%) children attended the school and 1232(69.8%) children availed the MDM on the day of visit by the Monitoring Institute.

The 18 sampled Upper Primary Schools 1904 children were enrolled out of which 1499 children attended the school and among these 1469 children availed the MDM on the day of visit by the Monitoring Institute Team.

Figure No. 3(b): Enrolment and Attendance of Children for Mid-Day Meals



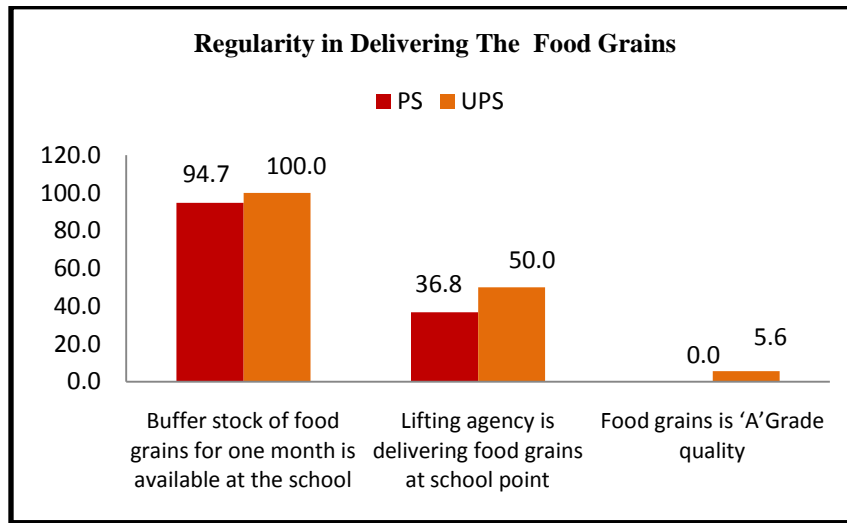
3. REGULARITY IN DELIVERING FOOD GRAINS TO SCHOOL LEVEL:

- (i) **Is school receiving food grain regularly? If there is delay in delivering food grains, what is the extent of delay and reasons for the same?**
- (ii) **Is buffer stock of one-month’s requirement is maintained?**
- (iii) **Is the food grains delivered at the school?**

In the 37 sample schools of Karimnagar district visited by the Monitoring Institute, it is noticed that in 94.7% of the Primary Schools, the food grains are delivered to schools regularly. In case of Upper Primary Schools, in all (100%) the sampled schools the buffer stock of food grains for one month is available at the school. The MI has observed the delay in supply of food grains in MPPS Siripuram.

In respect of 36.8% of Primary schools and 50% of the Upper Primary schools the lifting agency is delivering the good grains at school point. With regard to the GPS Kisannagar division, Govt. P.S. Srinagar Colony, Govt. P.S. Pochampally, GPS. Ramnagar, MPPS Mankammathota, MPPS Bheemdevarpally, MPPS Kurella, Govt. T.W. Ashram Neerzapur, MPPS Rajeevnagar/mustipally, MPPS Challur, MPUPS Reddypally, MPUPS Naganur, MPUPS Laxmidevipally, MPPS Siripuram, MPPS Thotagopaiahpally, MPUPS Ankampally, Govt. UPS Ameernagar, MPPS Srirampur, MPUPS Porandla, MPUPS Gajulapally and MPUPS Peddapally (PT)schools the food grains are not delivered by the lifting agency to the school point. The cooking agencies are lifting the food grains from the ration shop by being the transport cost on their own

Figure No. 3(c): Availability of Food grains



4. REGULARITY IN DELIVERING COOKING COST TO SCHOOL:

- (i) **Is school receiving cooking cost in advance regularly? If there is delay in delivering cooking cost what is the extent of delay and reasons for it?**
- (ii) **In case of delay, how schools manage to ensure that there is no disruption in the feeding programme?**
- (iii) **Is cooking cost paid by Cash or through banking channel?**

The Monitoring Institute has noticed that in 37 sampled schools in 17(89.5%) of the Primary Schools and 15(83.3%) of the Upper Primary Schools of Karimnagar district the implementing agency is receiving the cooking cost on regular basis. In the rest of the schools the cooking cost is not received on regular basis, they are: MPPS Husnabad, Govt. T.W. Ashram Neerzapur, MPPS Kandikatkoor, MPUPS Kokkerakunta and MPUPS Peddapally (PT). The delay is of above 2 months.

Further, it is reported by the teachers and head masters that the food grains are released to schools by the ration shop owners after adjusting the unspent balance of the previous month.

Regarding the release of cooking cost, it is observed that in 19(100%) of Primary Schools and all i.e., 18(100%) of the Upper Primary Schools the cooking is released through e-transfer.

. Category			Area		Total
			Rural	Urban	
PS	The school/ implementing agency is receiving the cooking cost regularly	Yes	11 84.6%	6 100.0%	17 89.5%
		No	2 15.4%	0 .0%	2 10.5%
	Total		13 100.0%	6 100.0%	19 100.0%
UPS / MS	The school/ implementing agency is receiving the cooking cost regularly	Yes	13 81.2%	2 100.0%	15 83.3%
		No	3 18.8%	0 .0%	3 16.7%
	Total		16 100.0%	2 100.0%	18 100.0%

5. SOCIAL EQUITY:

Did you observe any gender or caste or community discrimination in cooking or serving or seating arrangements?

In all the schools, the Monitoring Team has observed that there is no gender, caste and community discrimination in cooking /serving/ seating arrangements in Karimnagar district.

6. VARIETY OF MENU

Has the school displayed its weekly menu, and is it able to adhere to the menu displayed?

As per the norms the schools have to display the menu boards in noticeable places of the school premise and follow the same daily. In the sampled schools visited by the MI it is noticed that out of 19 Primary Schools in 11(57.9%) of schools the menu is displayed and followed. In case of 18 Upper Primary Schools it is noticed that in 13(72.2%) of schools the menu is displayed and followed. In Govt. P.S. Pochampally , MPPS Husnabad , MPPS Bheemdevarpally , MPPS Koheda , MPUPS Ankushapur , MPPS Venkatraopally MPUPS Obulapuram,, MPPS Challur, MPUPS Padira , MPPS Siripuram , MPPS Thotagopaiahpally , MPUPS Ankampally and Govt. UPS Ameeranagar the menu is not displayed in the prominent place for the benefit of local community members.

Category			Area		Total
			Rural	Urban	
PS	weekly menu is displayed at a prominent place noticeable to community	Yes	6 46.2%	5 83.3%	11 57.9%
		No	7 53.8%	1 16.7%	8 42.1%
	Total		13 100.0%	6 100.0%	19 100.0%
UPS / MS	weekly menu is displayed at a prominent place noticeable to community	Yes	12 75.0%	1 50.0%	13 72.2%
		No	4 25.0%	1 50.0%	5 27.8%
	Total		16 100.0%	2 100.0%	18 100.0%

Is there variety in the food served or is the same food served daily? Does the daily menu include rice / wheat preparation, dal and vegetables?

Dose the daily menu include rice / wheat preparation, dal and vegetables

The MI has observed that in all the schools variety of food is served on daily basis and the menu includes rice, dal and sambar with some locally available leafy vegetable.

7. QUALITY & QUANTITY OF MEAL:

Feedback from children on

- a) **Quality of meal:**
- b) **Quantity of meal:**

{If children were not happy Please give reasons and suggestions to improve.}

The Monitoring Team observed that out of the 19 sample Primary Schools in 3(15.8%) schools the children reported that the quality of meal is good, whereas in 16(84.2%) schools the children are satisfied with the quality of meal. Out of 18 Upper Primary Schools in 5(27.8%) schools the children expressed that the quality of meal is good, where as in 13(72.2%) schools the children were satisfied with the food provided.

Category			Area		Total
			Rural	Urban	
PS	Quality of meal	Good	2 15.4%	1 16.7%	3 15.8%
		Satisfactory	11 84.6%	5 83.3%	16 84.2%
	Total	13 100.0%	6 100.0%	19 100.0%	
UPS / MS	Quality of meal	Good	4 25.0%	1 50.0%	5 27.8%
		Satisfactory	12 75.0%	1 50.0%	13 72.2%
	Total	16 100.0%	2 100.0%	18 100.0%	

Of 19 sampled Primary Schools in 4(21.1%) schools the children expressed that the quantity of meal is good, whereas in 15(78.9%) schools the children are satisfied with the quantity of meal. In respect of 18 sampled schools in 6(33.3%) schools children reported that the quantity of meal is good whereas in 12(66.7%) schools the children satisfied with the quantity of meal.

Category			Area		Total
			Rural	Urban	
PS	Quantity of meal	Good	3 23.1%	1 16.7%	4 21.1%
		Satisfactory	10 76.9%	5 83.3%	15 78.9%
	Total	13 100.0%	6 100.0%	19 100.0%	
UPS / MS	Quantity of meal	Good	5 31.2%	1 50.0%	6 33.3%
		Satisfactory	11 68.8%	1 50.0%	12 66.7%
	Total	16 100.0%	2 100.0%	18 100.0%	

8. SUPPLEMENTARY:

- (i) **Whether children are given micronutrients (Iron, folic acid, vitamin – A dosage) and de-worming medicine periodically?**
- (ii) **Who administers these medicines and at what frequency?**
- (iii) **Is there school Health Card maintained for each child?**

Among 19 Primary Schools visited by the MI it is noticed that in 12(63.2%) schools are providing micro nutrients like Folic acid, iron and Vitamin A to the children. In respect of 18 selected Upper Primary Schools 17(94.4%) schools are providing micro nutrients like Folic acid, iron and Vitamin A to the children. The schools which do not provide micro nutrients like Folic acid, iron and Vitamin A are GPS Kisannagar division, Govt. P.S. Srinagar Colony, MPPS Mankammathota, MPPS Venkatraopally, MPPS Rajeevnagar/mustipally, MPPS Mutyampet, MPPS Siripuram and MPUPS Shashab (U/M).

The nutrients are provided on weekly/monthly basis in majority of the schools. It is observed that the micro nutrient support is provided in convergence with the health department.



Supply of micro nutrients to the children



Serving of Rice in MDM

Table No.3.6: Supply of Micro Nutrients like Folic Acid					
Category			Area		Total
			Rural	Urban	
PS	The children are given micro nutrients like Folic acid, Iron, and Vit A	Yes	9 69.2%	3 50.0%	12 63.2%
		No	4 30.8%	3 50.0%	7 36.8%
	Total		13 100.0%	6 100.0%	19 100.0%
UPS / MS	The children are given micro nutrients like Folic acid, Iron, and Vit A	Yes	16 100.0%	1 50.0%	17 94.4%
		No	0 .0%	1 50.0%	1 5.6%
	Total		16 100.0%	2 100.0%	18 100.0%

9. STATUS OF COOKS:

- (i) **Who cooks and serves the meal? (Cook/helper appointed by the Department or Self Help Group, or NGO or Contractor)**
- (ii) **Is the number of cooks and helpers adequate to meet the requirement of the school?**
- (iii) **What is remuneration paid to cooks/helpers?**
- (iv) **Are the remuneration paid to cooks/helpers regularly?**
- (v) **Social Composition of cooks /helpers? (SC/ST/OBE/Minority).**

In the 37 sampled schools of Karimnagar district visited by MI, the meal is cooked by the cooks and helpers from the Self-Help Groups. It is observed that the cooks and helpers are adequate in number and meet the demand. The appointment of cooks cum helpers is according to the guidelines issued by the State Government and Central Government.

Table No.3.7: Remuneration Paid to Cooks Cum Helpers Regularly					
Category			Area		Total
			Rural	Urban	
PS	The remuneration paid to cooks cum helpers regularly	Yes	7 53.8%	5 83.3%	12 63.2%
		No	6 46.2%	1 16.7%	7 36.8%
	Total		13 100.0%	6 100.0%	19 100.0%
UPS / MS	The remuneration paid to cooks cum helpers regularly	Yes	10 62.5%	0 .0%	10 55.6%
		No	6 37.5%	2 100.0%	8 44.4%
	Total		16 100.0%	2 100.0%	18 100.0%

Out of the 19 sampled Primary Schools in 12(63.2%) schools the remuneration to cook cum helpers is paid regularly. In respect of 18 sampled Upper Primary Schools in 10(55.6%) schools the remuneration to cook cum helpers is paid regularly.

It is noticed by the MI that Rs. 1000 is being paid as honorarium for helpers in the sampled schools and the payment is regular.

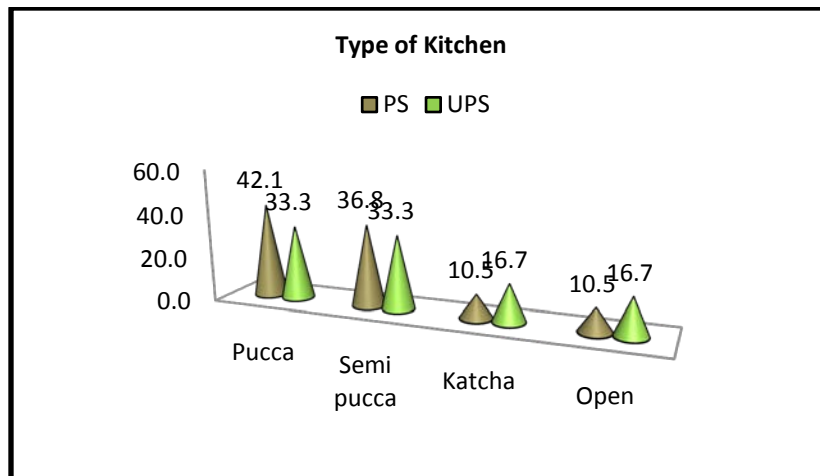
The Social composition of the Cooks indicates that the majority of them belong to the OBC community, followed by Scheduled Caste, Minority Schedule Tribe, and Other Castes.

10. INFRASTRUCTURE:

- a) Is a pucca kitchen shed-cum-store:
- b) Constructed and in use
- c) Constructed but not in use under
- d) Under construction
- e) Sanctioned, but constructed not started
- f) Not sanctioned
- g) Any other (specify)

The Monitoring Team observed that in Karimnagar district among 19 sample Primary Schools, 8(42.1%) schools have pucca kitchen followed by semi pucca kitchens in 7(36.8%) schools, katcha and open kitchen sheds are in 2(10.5%) schools each. In respect of 18 sampled Upper Primary Schools 6(33.3%)schools each have pucca, semi pucca kitchens, 3(16.7%) schools each have katcha and in open place kitchens.

Figure No.3(d): Type of Kitchen Shed



Water Facility for MDM

11. In case the pucca kitchen shed is not available, where is the food being cooked and where the food grains /other ingredients are being stored?

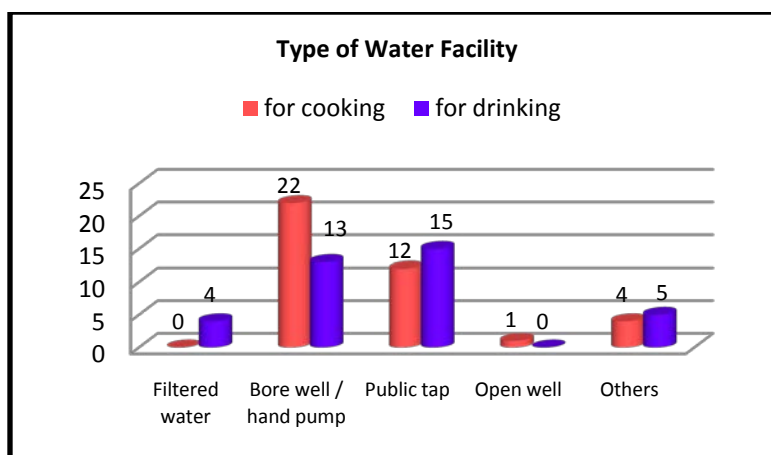
Among the 19 sample Primary Schools, in 8 (42.1%) schools each the food grain storage point (buffer stock) is in classroom, Head Teacher's room and in 3 (15.8%) schools, the storage points are the following: Cooks house, HM room, Kitchen shed, SHG home. Out of the 18 sample Upper Primary Schools, in 6 (33.3%) schools each, the food grain storage point (buffer stock) is classroom, HM room and the other storage points such as : the cook's house, HM room, Kitchen shed, SHG home.

Category			Area		Total
			Rural	Urban	
PS	Place of storage of food grain (Buffer stock)	Classroom	5 38.5%	3 50.0%	8 42.1%
		HM's room	6 46.2%	2 33.3%	8 42.1%
		Others	2 15.4%	1 16.7%	3 15.8%
	Total	13 100.0%	6 100.0%	19 100.0%	
UPS / MS	Place of storage of food grain (Buffer stock)	Classroom	5 31.2%	1 50.0%	6 33.3%
		HM's room	6 37.5%	0 .0%	6 33.3%
		Others	5 31.2%	1 50.0%	6 33.3%
	Total	16 100.0%	2 100.0%	18 100.0%	

12. Whether potable water is available for cooking and drinking purpose?

In the 37 sampled schools visited by the Monitoring Team, it is observed that in 22 schools bore well/hand pump, in 1 school open well and 4 schools other sources are used for cooking the MDM. Whereas in 4 schools filtered water, 13 schools bore well/hand pump, in 15 schools public tap and in 5 schools other sources are used for drinking water.

Figure No.3(e): Water facility in Sample Schools



13. Whether utensils used for cooking food are adequate?

In all the selected sample schools visited by the MI in Karimnagar district, it is observed that majority of the schools have rice basins, dekshas, vessels, kadai, utensils, buckets, spoons, drums etc. But the utensils are quite old and the cooking agencies are asking for the replacement of the kitchen utensils with the new ones. It is reported by the officials that the utensils are 5-7years old and no grant has been released for purchase utensils during the last 4 years.

14. What is the kind of fuel used? (Gas based/firewood etc.)

The MI has observed that 19 sampled Primary Schools of Karimnagar district; in 4(21.1%) schools the cooking agencies use gas as fuel and in 15 (78.9%) schools the agencies use fire-wood as the principal source for cooking food. In the case of 18 sampled Upper Primary Schools, it is observed that in 5 (27.8%) schools the agencies use gas as fuel and in 13 (72.2%) schools they use firewood as the fuel for cooking the food of MDM

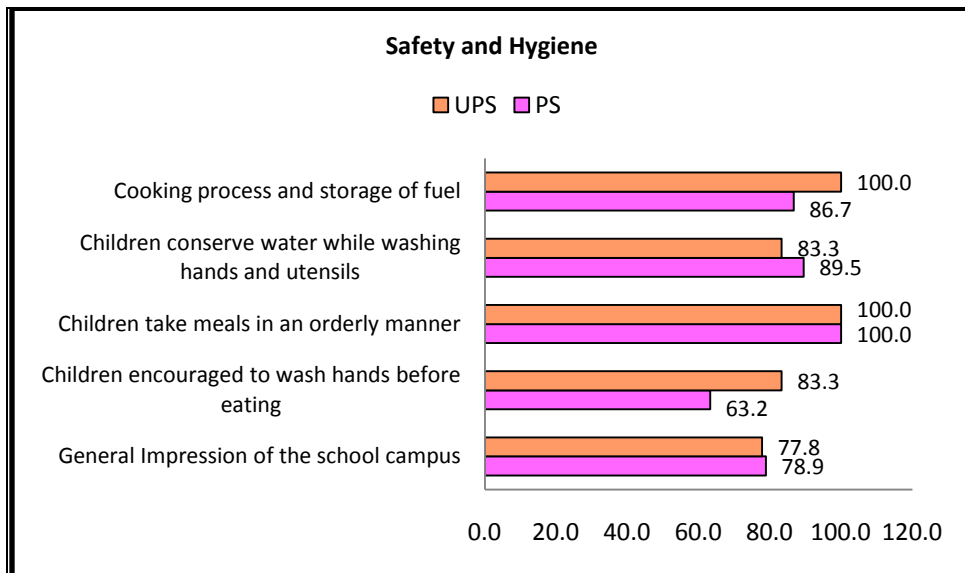
Category			Area		Total
			Rural	Urban	
PS	kind of fuel is used for cooking	Gas	3 23.1%	1 16.7%	4 21.1%
		Firewood	10 76.9%	5 83.3%	15 78.9%
	Total	13 100.0%	6 100.0%	19 100.0%	
UPS / MS	kind of fuel is used for cooking	Gas	5 31.2%	0 .0%	5 27.8%
		Firewood	11 68.8%	2 100.0%	13 72.2%
	Total	16 100.0%	2 100.0%	18 100.0%	

15. SAFETY & HYGIENE:

- (i) **General Impression of the environment, Safety and hygiene:**
- (ii) **Are children encouraged to wash hands before and after eating**
- (iii) **Do the children par take meal in an orderly manner?**
- (iv) **Conservation of water?**
- (v) **Is the cooking process and storage of fuel safe, not posing any fire hazard?**

The 19 sample Primary Schools visited by the MI it is observed that in 15 (78.9%) schools the school campus is found clean. Against the 18 sampled Upper Primary Schools in 14 (77.8%) schools the school campus is maintained clean. It is also noticed that in 12(63.2%) of Primary Schools and in 15(83.3%) of Upper Primary Schools children are encouraged to wash hands before eating meal and in all the sampled schools children are washing hands after the meal. In all the schools the teachers are encouraging the children par take meal in an orderly manner. In 17(89.5%) Primary Schools and 15(83.3%) Upper Primary Schools children conserve water while washing hands and utensils. children are practicing the water conservation methods The MI has noticed that cooking process and storage of fuel is in safe condition in the 13 (86.7%) Primary Schools and in all 18 (100%) Upper Primary Schools and children are safe from fire hazard.

Figure No. 3(f): Safety and Hygiene in sample schools



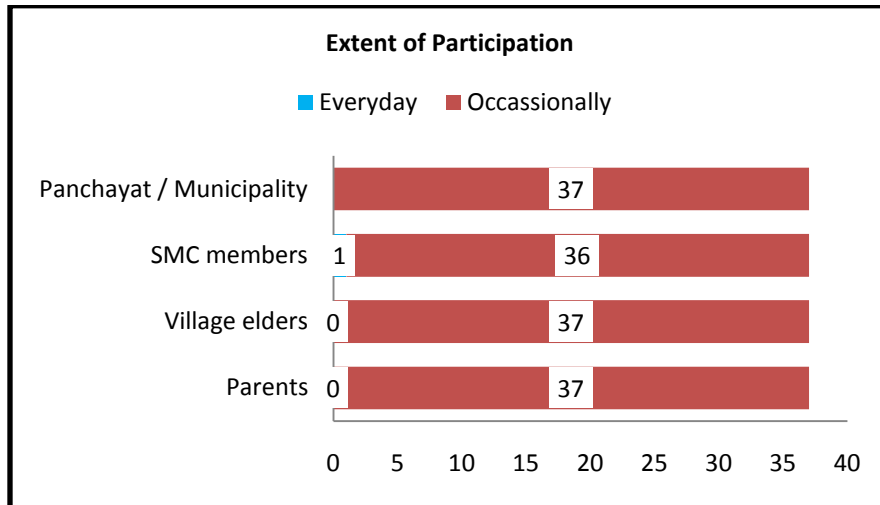
16. COMMUNITY PARTICIPATION:

Extent of participation by Parents/VECs/Panchayats/Urban bodies in daily supervision, monitoring and participation

The 37 sampled schools visited in Karimnagar district the MI has observed that in almost all the schools parents, SMC members, Village elders and Panchayat/Municipality members are occasionally visiting the

school for monitoring the MDM. There is need to encourage the community participation in implementation of MDM at the school level.

Figure No. 3(g): Community Participation in sample schools

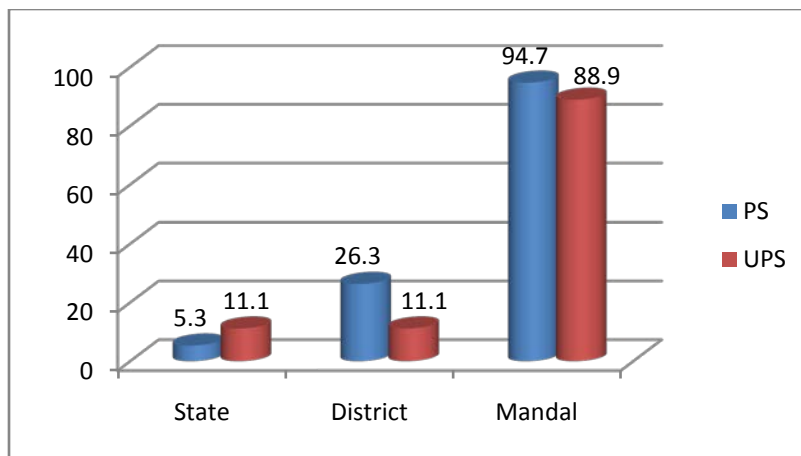


17. INSPECTION & SUPERVISION

Has the mid- day meal programme been inspected by any state/district/block level officers/officials

The MI has visited the total 37 sampled schools in Karimnagar district. of which 19 sampled Primary Schools 1(5.3%) school visited by State level officials, 5(26.3%) schools visited by the District level officials and 18(94.7%) schools visited by the Mandal level officials for monitoring the MDM in the schools. Out of the 18 sample Upper Primary Schools 2(11.1%) schools each visited by the State level and District level officials and 16(88.9%) of the schools visited by the Mandal level officials for monitoring the MDM in the schools.

Figure No. 3 (h): Inspection and Supervision of Officials in MDM



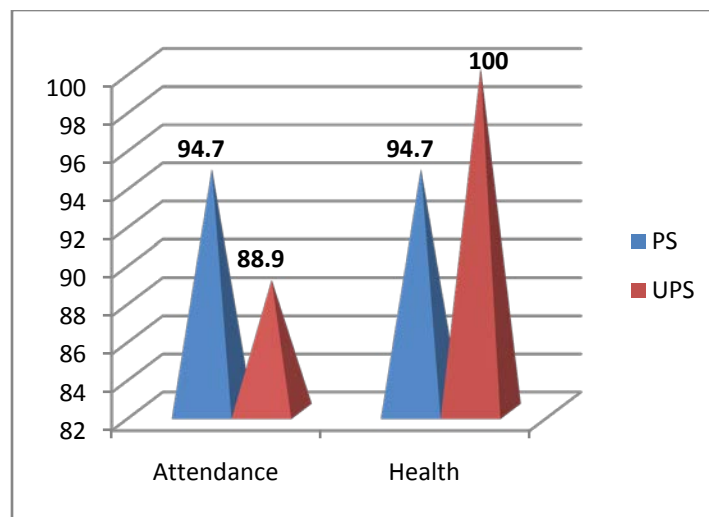
18. IMPACT

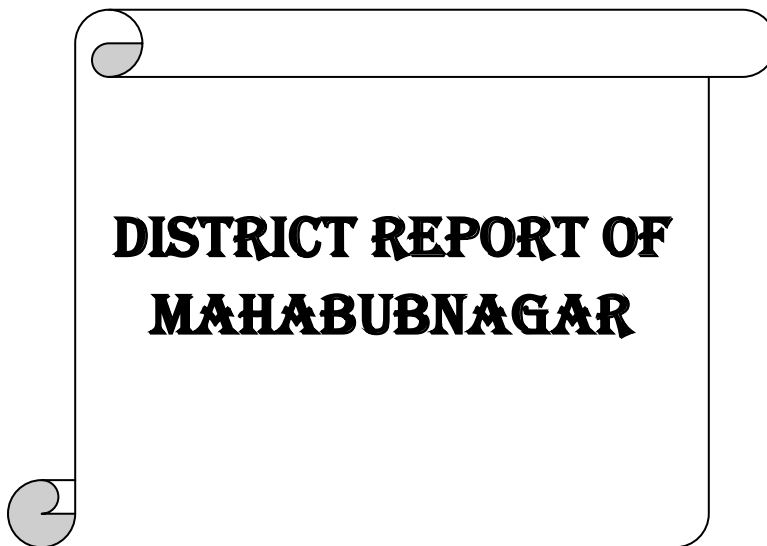
Has the mid-day meal improved the enrollment, attendance of children in school and general wellbeing (nutritional status) of children? Are there any other incidental benefits due to serving cooked meal in schools?

The MI visited total 37 sample schools in Karimnagar district. Out of these 19 are Primary Schools and 18 are Upper Primary Schools. In the 18(94.7%) Primary Schools and 16(88.9%) Upper Primary Schools it opined by the Head teachers, teachers, students, school management committee members and gram Panchayat members that the MDM has improved the attendance of children.

Further in 18(94.7%) of the Primary Schools and in all i.e.,18(100%) of Upper Primary Schools it is expressed by the Head teacher, teachers, students, school management committee members and gram Panchayat members that the Mid-Day-Meal has supported the nutritional intake by children and improved general health condition of the children.

Figure No.3(i): Impact of Mid-Day-Meals in sample schools





**DISTRICT REPORT OF
MAHABUBNAGAR**

4. District Level Half Yearly Monitoring Report

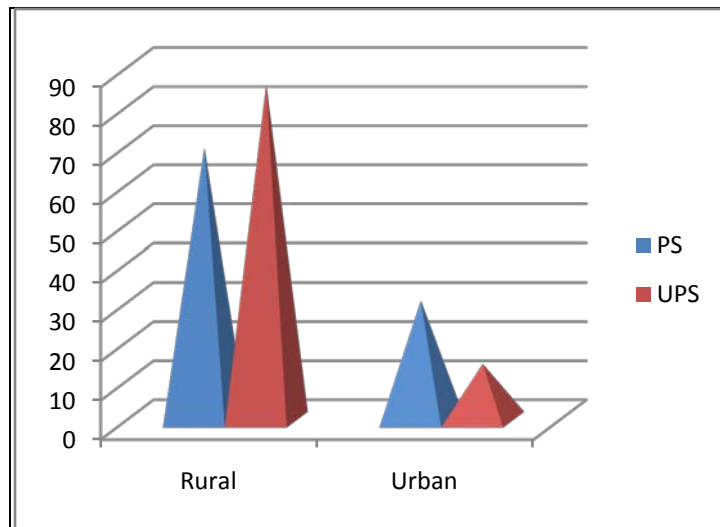
District: Mahabubnagar

1. REGULARITY IN SERVING MEAL:

Whether the school is serving hot cooked meal daily? If there was interruption, what was the extent and reasons for the same?

The Monitoring Institute has visited total 40 schools in Mahabubnagar district of Telangana state. Out of these 23 are Primary schools with 16 rural sample and 7 urban sample and 14 Upper Primary Schools with 12 rural sample and 2 urban sample. Whereas 3 schools are KGBV which do not have the Mid-Day-Meal Programme

Figure No.4 (a): Distribution of sample schools in Mahabubnagar district



Serving of MDM

The MI has observed that in all the sample schools of Mahabubnagar district the food is being supplied by the Self Help Groups. at the school based kitchen.



Children taking MDM sitting on the Ground

It is observed that in 22(95.7%) Primary Schools, the food is being served 'hot' to the school children on daily basis, whereas in MPPS Bogaram hot food is not being served. In respect of 14 sample Upper Primary Schools in 12(85.7%) Upper Primary Schools, the food is being served hot and whereas in 2 schools, namely, UPS, Eppallapally and UPS Parsapur it is observed that hot food is not being served to the students.

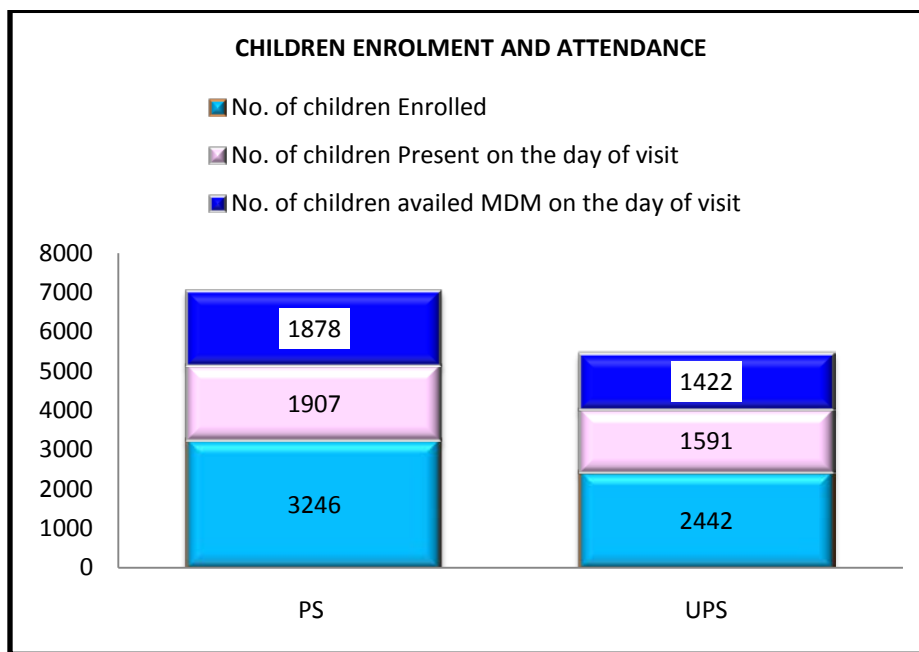
Table No.4.1: Details of Serving of Hot cooked meal daily in sample schools					
Category			Area		Total
			Rural	Urban	
PS	the school is serving hot cooked meal daily	Yes	15 93.8%	7 100.0%	22 95.7%
		No	1 6.2%	0 .0%	1 4.3%
	Total		16 100.0%	7 100.0%	23 100.0%
UPS / MS	the school is serving hot cooked meal daily	Yes	10 83.3%	2 100.0%	12 85.7%
		No	2 16.7%	0 .0%	2 14.3%
	Total		12 100.0%	2 100.0%	14 100.0%

2. TRENDS:

Extent of variation (As per school records vis-à-vis Actual on the day of visit)

The Monitoring Team visited sampled schools in Mahabubnagar district. Among these 23 are Primary Schools and 14 are Upper Primary Schools. In 23 Primary Schools total enrolled children are 3246 out of which 1907(58.74%) children are present and 1878(57.85%) opted the MDM on the day of visit by the MI. In respect of Upper Primary Schools total enrolment of 14 sampled schools is 2442 of these 1591(65.15%) children have attended the school and among these 1422(58.23%) children opted the MDM on the day of visits to schools by the MI.

Figure No.4(b): Enrolment and Attendance of children for Mid-Day Meals



3. REGULARITY IN DELIVERING FOOD GRAINS TO SCHOOL LEVEL:

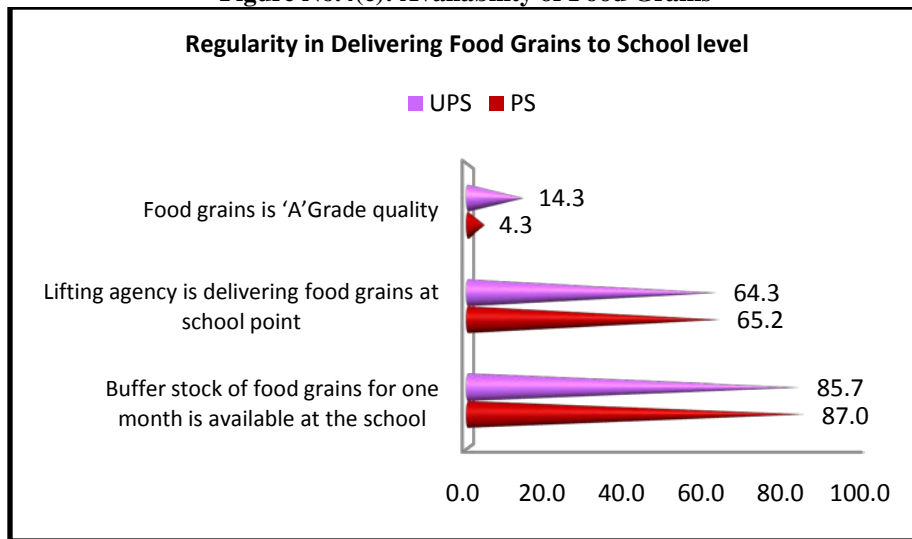
- (i) **Is school receiving food grain regularly? If there is delay in delivering food grains, what is the extent of delay and reasons for the same?**
- (ii) **Is buffer stock of one-month's requirement is maintained?**
- (iii) **Is the food grains delivered at the school?**

In 23 sampled schools visited by the monitoring team it is observed that 15(65.2%) schools are receiving the food grains regularly. In respect of 14 Upper Primary Schools 9(64.3%) schools are receiving the food grains regularly to the school point by the lifting agency. In case of Govt. P.S. Shakabgutta, MPPS Chetanapally, Ramnagar colony, MPPS Chouthagadda thanda, MPPS Chethanapalli, UPS Kanapur, UPS, Eppallapally, UPS Parsapur, UPS Keshwapur, MPPS Musharifa, MPPS Kongubavi thanda, UPS

Kalvathurthi, MPPS Harijanawada and MPPS Rachala the food grains are not delivered to the school point by the lifting agency. The cooking agencies are lifting the food grains from the ration shop by bearing the transport cost on their own

as per as the buffer stock (one month's requirement of food grain,) it is observed that the buffer stock is being maintained in 20(87%) sample Primary Schools and 12(85.7%) Upper Primary schools, in the rest of the sample schools the buffer stock is not maintained. They are MPPS Dhamvada (SB), UPS, Eppallapally, UPS Erlapally, MPPS Palem and MPPS Harijanawada.

Figure No.4(c): Availability of Food Grains



4. REGULARITY IN DELIVERING COOKING COST TO SCHOOL:

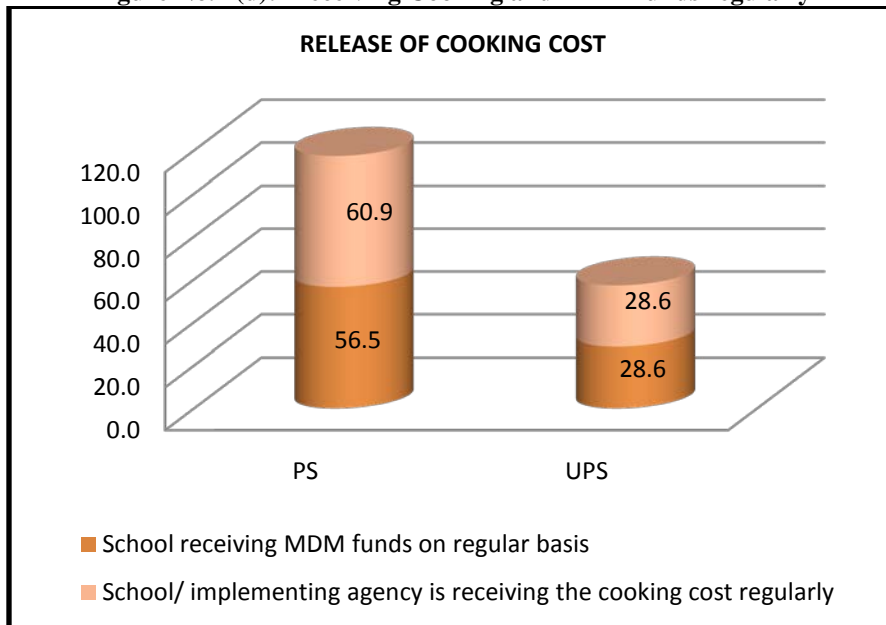
- (i) Is school receiving cooking cost in advance regularly? If there is delay in delivering cooking cost what is the extent of delay and reasons for it?
- (ii) In case of delay, how schools manage to ensure that there is no disruption in the feeding programme?
- (iii) Is cooking cost paid by Cash or through banking channel?

The Monitoring Institute has observed that in 13(56.5%) of the Primary Schools and 4(28.6%) of the Upper Primary Schools of 37 sample schools of Mahabubnagar district, the schools receiving MDM cooking cost grants regularly. The schools which are not receiving the grants regularly are: MPPS Chetanapally, Ramnagar colony, UPS Narayanpet, MPPS Shivaji nagar, UPS Kanapur, UPS, Eppallapally, UPS Medacheru (BC), UPS Parsapur, UPS Namdapur, UPS Erlapally, UPS Keshwapur, MPPS Palem, MPPS Appavala, MPPS KPT Athmakur, MPPS Masthipur, MPUPS Goppanapet, MPPS Kongubavi thanda, UPS Kalvathurthi, MPPS Devarakonda H/W, MPPS Harijanawada and MPPS Rachala

Further, it is observed that in 93.3% of the Primary Schools and 78.6% of the Upper Primary Schools visited by the MI, it is reported by the teachers and head masters that the food grains are released to schools by the ration shop owners after adjusting the unspent balance of the previous month.

Regarding the release of cooking cost, it is observed that in 14(60.9%) of the Primary Schools and 4(28.6%) of the Upper Primary Schools receive cooking cost regularly in advance. In the rest of the schools the fund release was delayed by 1-2 months. Those are: Govt. P.S. Venkateshwara colony, MPPS Chetanapally, Ramnagar colony, UPS Narayanpet, UPS Kanapur, UPS, Eppallapally, UPS Medacheru (BC), UPS Parsapur, UPS Chitlapalli, UPS Namdapur, UPS Keshwapur, MPPS Palem, MPPS Appavala, MPPS KPT Athmakur, MPPS Masthipur, MPUPS Goppanapet, UPS Kalvathurthi, MPPS Devarakonda H/W, MPPS Harijanawada and MPPS Rachala. It is also noticed that the cooking cost to the implementation agency is being paid through e-transfar

Figure No.4 (d): Receiving Cooking and MDM funds regularly



5. SOCIAL EQUITY:

Did you observe any gender or caste or community discrimination in cooking or serving or seating arrangements?

The Monitoring Institute has noticed any gender/caste discrimination in cooking and serving MDM among the sample school

6. VARIETY OF MENU

Has the school displayed its weekly menu, and is it able to adhere to the menu displayed?

As per the norms the schools have to display the menu boards in noticeable places of the school premise and follow the same daily. The Monitoring Team has noticed that out of 23sample Primary Schools, in 9(39.1%) Schools the weekly menu is displayed and followed. In respect of 14 sample Upper Primary

Schools in 7(50%) of the schools the weekly menu is displayed in prominent place and it is followed. The schools which are not displayed MDM weekly menu in prominent place are: Govt. P.S. Venkateshwara colony, Govt. P.S. Shakabgutta, MPPS Chetanapally, Jamnagar colony, MPPS V T Colony, UPS Narayanpet, MPPS Shivaji nagar, MPPS Dhamvada (SB), UPS Kanapur, UPS, Eppallapally, UPS Parsapur, UPS Namdapur, UPS Keshwapur, MPPS Abhangapatnam, MPPS Palem, MPPS Appavala, MPPS Musharifa, MPPS KPT Athmakur, MPPS Masthipur, MPUPS Vittipally, MPPS Kongubavi thanda and MPPS Rachala.

Table No.4.2: Display of menu in sample schools					
Category			Area		Total
			Rural	Urban	
PS	weekly menu is displayed at a prominent place noticeable to community	Yes	7 43.8%	2 28.6%	9 39.1%
		No	9 56.2%	5 71.4%	14 60.9%
	Total		16 100.0%	7 100.0%	23 100.0%
UPS / MS	weekly menu is displayed at a prominent place noticeable to community	Yes	6 50.0%	1 50.0%	7 50.0%
		No	6 50.0%	1 50.0%	7 50.0%
	Total		12 100.0%	2 100.0%	14 100.0%

Is there variety in the food served or is the same food served daily? Does the daily menu include rice / wheat preparation, dal and vegetables?

Dose the daily menu include rice / wheat preparation, dal and vegetables

The Monitoring Institute has observed that in all the schools serve food variety of food is served on daily basis and the menu includes rice, dal , egg, leafy vegetable, sambar and with some locally available vegetable.

7. QUALITY & QUANTITY OF MEAL:

Feedback from children on

- a) **Quality of meal:**
- b) **Quantity of meal:**

{If children were not happy Please give reasons and suggestions to improve.}

The Monitoring Team observed that out of the 23 sample Primary Schools, in 6(26.1%) schools the children reported that the quality and quantity of meal is good, whereas in 17(73.9%) of schools the children were

satisfied with the food provided. With regard to the 14 sample Upper Primary Schools in 4(28.6%) of the schools children reported that quality of meal is good, whereas in rest of the UP schools children reported that quality of the meal satisfactory.

Category			Area		Total
			Rural	Urban	
PS	Quality of meal	Good	4 25.0%	2 28.6%	6 26.1%
		Satisfactory	12 75.0%	5 71.4%	17 73.9%
	Total		16 100.0%	7 100.0%	23 100.0%
UPS / MS	Quality of meal	Good	2 16.7%	2 100.0%	4 28.6%
		Satisfactory	10 83.3%	0 .0%	10 71.4%
	Total		12 100.0%	2 100.0%	14 100.0%

Category			Area		Total
			Rural	Urban	
PS	Quantity of meal	Good	5 31.2%	2 28.6%	7 30.4%
		Satisfactory	11 68.8%	5 71.4%	16 69.6%
	Total		16 100.0%	7 100.0%	23 100.0%
UPS / MS	Quantity of meal	Good	2 16.7%	2 100.0%	4 28.6%
		Satisfactory	10 83.3%	0 .0%	10 71.4%
	Total		12 100.0%	2 100.0%	14 100.0%

Among 23 sampled Primary Schools visited by the MI it is noticed that in 7(30.4%) of schools children reported that the quantity of the meal is good and in rest of the 16(69.6%) children reported that the quantity of the meal is satisfactory. In respect of 14 sample Upper Primary Schools in 4(28.6%) of UP schools children reported that the quantity of the meal is good and rest of the 10(71.4%) schools children reported that the quantity of the meal is satisfactory.

8. SUPPLEMENTARY:

- (i) **Whether children are given micronutrients (Iron, folic acid, vitamin – A dosage) and de-worming medicine periodically?**
- (ii) **Who administers these medicines and at what frequency?**
- (iii) **Is there school Health Card maintained for each child?**

In 23 sample Primary Schools visited by the MI it is observed that among 11(47.8%) Primary Schools are given micro nutrients like Folic acid, iron and Vitamin A. In regarding 14 sample Upper Primary Schools in 11(73.6%) of UP schools are given micro nutrients like Folic acid, iron and Vitamin A. The nutrients are provided on weekly/monthly basis in majority of the schools. It is observed that the micro nutrient support is provided in convergence with the health department. in the sampled schools of Mahabubnagar district

The schools which are not providing micronutrients are Govt. P.S. Police line, MPPS RTC Colony, MPPS Shivaji nagar, MPPS Dhamvada (SB), MPPS Chouthagadda thanda, UPS, Eppallapally, MPPS Parapally, MPPS Abhangapatnam, MPPS Thogapur, MPPS Musharifa, MPPS Masthipur, MPUPS Goppanapet, MPPS Kongubavi thanda, MPPS Bogaram and UPS Doudarpally.

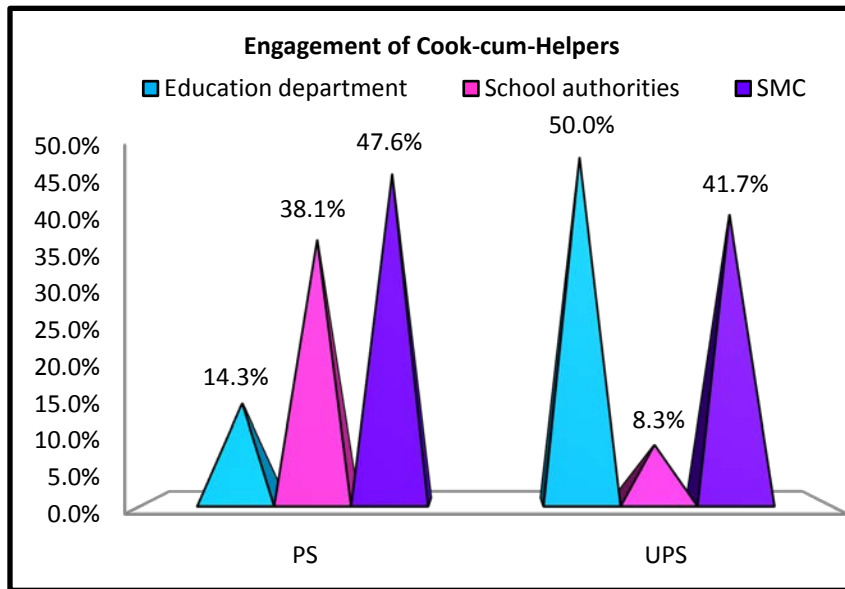
Category			Area		Total
			Rural	Urban	
PS	children are given micro nutrients like Folic acid, Iron, and Vit A	Yes	7 43.8%	4 57.1%	11 47.8%
		No	9 56.2%	3 42.9%	12 52.2%
	Total	16 100.0%	7 100.0%	23 100.0%	
UPS / MS	children are given micro nutrients like Folic acid, Iron, and Vit A	Yes	9 75.0%	2 100.0%	11 78.6%
		No	3 25.0%	0 .0%	3 21.4%
	Total	12 100.0%	2 100.0%	14 100.0%	

9. STATUS OF COOKS:

- (i) **Who cooks and serves the meal? (Cook/helper appointed by the Department or Self Help Group, or NGO or Contractor)**
- (ii) **Is the number of cooks and helpers adequate to meet the requirement of the school?**
- (iii) **What is remuneration paid to cooks/helpers?**
- (iv) **Are the remuneration paid to cooks/helpers regularly?**
- (v) **Social Composition of cooks /helpers? (SC/ST/OBE/Minority).**

The Meal is cooked by the cooks and helpers from the Self-Help Groups/Individual agency. The MI has noticed that in out of the 23 sample Primary Schools the cook cum helpers in 14.3% schools engaged by Education department, 38.1% are engaged by the School authorities and 47.6% are engaged by the School Management Committee. With regard to the 14 sample Upper Primary Schools the cook cum helpers in 50% schools are engaged by the Education department, in 8.3% schools are engaged by School authorities and in 41.7% schools are engaged by the School Management Committee. The cook cum helpers are found adequate to meet the requirement of the schools in sample schools.

Figure No.4(e): Engagement of Cook-cum-Helpers



It is noticed by the MI that Rs. 1000 is being paid as honorarium Cook cum helpers in the sample schools and the payment is regular.

Out of the 23 sample Primary Schools in 11(47.8%) schools and in the 14 sample Upper Primary Schools in 4(28.6%) schools the remuneration is being paid regularly. In the following schools the payment of remuneration is not made to the cook cum helpers : Govt. P.S. Venkateshwara colony, MPPS Chetanapally, Ramnagar colony, UPS Narayanpet, MPPS Shivaji nagar, MPPS Dhamvada (SB), UPS Kanpur, UPS,

Eppallapally, UPS Medacheru (BC), UPS Parsapur, UPS Namdapur, MPPS Parapally, UPS Keshwapur, MPPS Abhangapatnam, MPPS Palem, MPPS Appavala, MPPS Musharifa, MPPS KPT Athmakur, MPPS Masthipur, MPUPS Goppanapet, UPS Kalvathurthi, MPPS Harijanawada and UPS Doudarpally

The Social composition of the Cooks indicates that the majority of them belong to the OBC community, followed by, Schedule Caste, minorities and Scheduled Tribe communities.

10. INFRASTRUCTURE:

- a) **Is a pucca kitchen shed-cum-store:**
- b) **Constructed and in use**
- c) **Constructed but not in use under**
- d) **Under construction**
- e) **Sanctioned, but constructed not started**
- f) **Not sanctioned**
- g) **Any other (specify)**

The Monitoring Team observed that out of 23 sample Primary Schools, 34.8% schools have pucca kitchen followed by semi pucca kitchens in 26% schools, 13% schools have katcha kitchen sheds whereas in 26.1% schools the cooking as in open place. In the case of 14 UPS schools, 14.3% schools have pucca kitchen, followed by 57.1% schools have semi pucca kitchen sheds..

In respect of 23 sampled Primary Schools in 14(60.9%) school the kitchen shed is constructed and in use, in 3(13%) schools each kitchen shed constructed but not in use, in 2(8.7%) schools kitchen shed not sanctioned and in 1(4.3%) schools due to other reasons kitchen sheds are not in use.

With regard to the 14 sample Upper Primary Schools, in 8 (57.1%) schools the kitchen sheds constructed and in use, in 4(28.6%) schools kitchen sheds constructed but not in use and in 2(14.3%) schools kitchen sheds sanctioned but construction work not yet started.

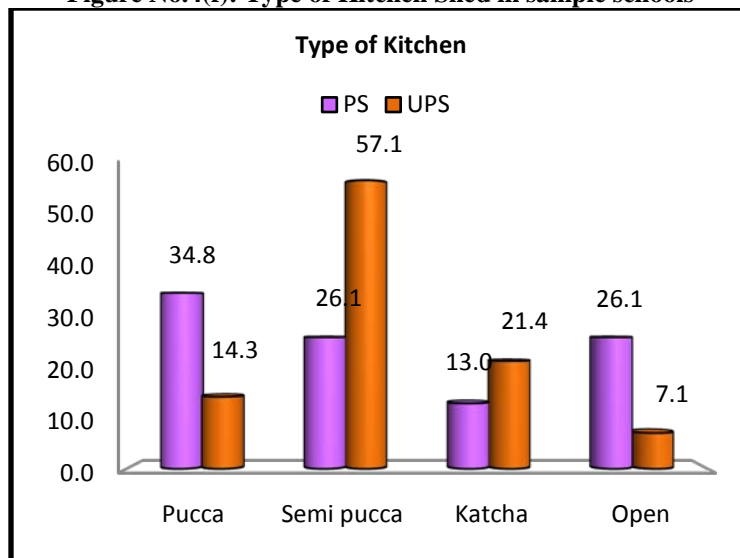


Kitchen Shed in the sample School



Helper in the Kitchen Shed

Figure No.4(f): Type of Kitchen Shed in sample schools



11. In case the pucca kitchen shed is not available, where is the food being cooked and where the food grains /other ingredients are being stored?

Among the 23 sample Primary Schools, in 12 (54.5%) schools the food grain storage point (buffer stock) is in classroom, in 6(27.3%) schools, the storage point of Buffer stock is in Head Teacher’s room, in 1(4.5%) school the storage point is in SMC president’s house in the remaining schools the storage points are others like: Cook’s house, HM room, Kitchen shed, SHG home, school building and school premises.

Among the 14 sample Upper Primary Schools, in 8 (61.5%) schools, the food grain storage point (buffer stock) is classroom, in 4(30.8%) schools the storage point is HM room and in 1(7.7%) school the storage point is the cook's house

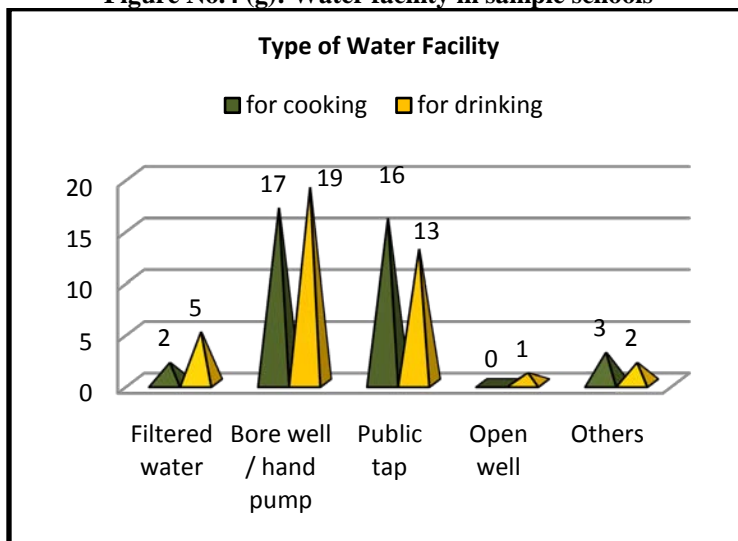
Table No.4.6: Place of storage of food grain (Buffer stock)					
Category			Area		Total
			Rural	Urban	
PS	Place of storage of food grain (Buffer stock)	Classroom	8 53.3%	4 57.1%	12 54.5%
		HM's room	5 33.3%	1 14.3%	6 27.3%
		SMC president's house	1 6.7%	0 .0%	1 4.5%
		Others	1 6.7%	2 28.6%	3 13.6%
		Total	15 100.0%	7 100.0%	22 100.0%
UPS / MS	Place of storage of food grain (Buffer stock)	Classroom	8 72.7%	0 .0%	8 61.5%
		HM's room	3 27.3%	1 50.0%	4 30.8%
		Others	0 .0%	1 50.0%	1 7.7%
		Total	11 100.0%	2 100.0%	13 100.0%

12. Whether potable water is available for cooking and drinking purpose?

As per as the availability of cooking and drinking is concerned in 2 schools filter water is being used, in 17 schools water is supplied with bore well/hand pump, in 16 schools water is supplied with public tap for cooking and in 3 schools the potable water is supplied through other sources for Cooking MDM

The drinking water in total 37 sampled schools visited by the Monitoring Institute it is noticed that 5 have filtered water facility, 19 schools have bore well/hand pump facility, 13 schools have public tap, 1 school has well and 2 schools have other sources.

Figure No.4 (g): Water facility in sample schools



13. Whether utensils used for cooking food are adequate?

In all the 37 selected sample schools visited by the MI in Mahabubnagar district, it is observed that majority of the schools have rice basins, dekshas, vessels, kadai, utensils, buckets, spoons, drums etc. But the utensils are quite old and the cooking agencies are asking for the replacement of the kitchen utensils with the new ones. It is reported by the officials that the utensils were given to the schools 5-8 years back.

14. What is the kind of fuel used? (Gas based/firewood etc.)

The MI has observed that among 23 sample Primary Schools of Mahabubnagar district, in 5(21.7%) schools the cooking agencies use gas as fuel and in other 18 (78.3%) schools the agencies use fire-wood as the principal source of fuel . In case of Upper Primary schools, it is observed that in allthe 14 (100%) schools the agencies using firewood as the fuel for cooking the food of MDM.

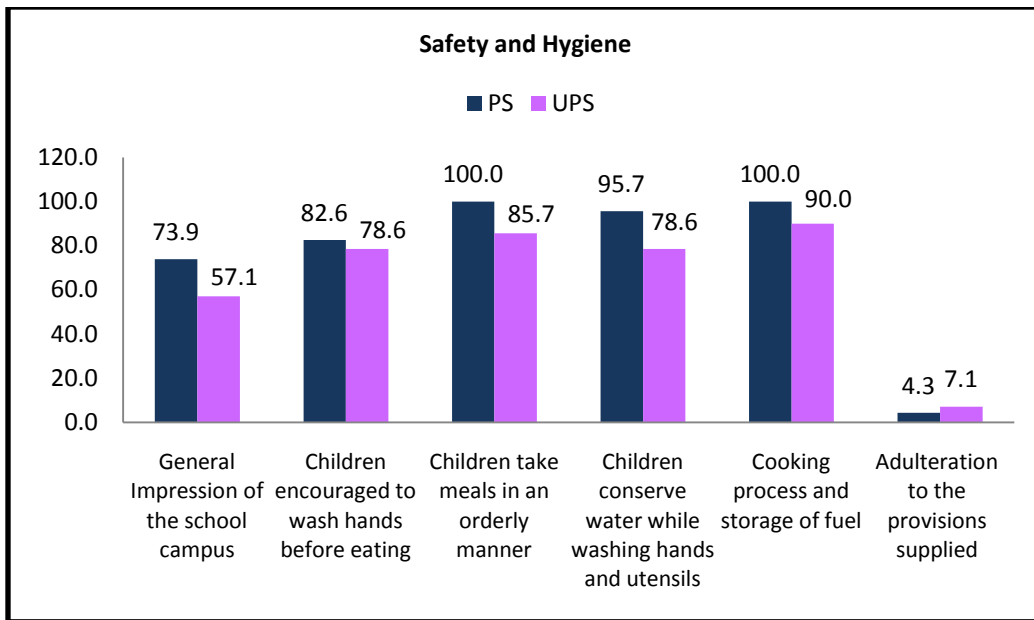
Category			Area		Total
			Rural	Urban	
PS	Kind of fuel is used for cooking	Gas	1 6.2%	4 57.1%	5 21.7%
		Firewood	15 93.8%	3 42.9%	18 78.3%
	Total	16 100.0%	7 100.0%	23 100.0%	
UPS / MS	Kind of fuel is used for cooking	Firewood	12 100.0%	2 100.0%	14 100.0%
	Total	12 100.0%	2 100.0%	14 100.0%	

15. SAFETY & HYGIENE:

- (i) **General Impression of the environment, Safety and hygiene:**
- (ii) **Are children encouraged to wash hands before and after eating**
- (iii) **Do the children par take meal in an orderly manner?**
- (iv) **Conservation of water?**
- (v) **Is the cooking process and storage of fuel safe, not posing any fire hazard?**

The MI has observed in all the sampled schools where the SHGs are supplying the food under MDM and noticed that in 17(73.9%) Primary Schools, and in 8(57.1%) Upper Primary Schools MI has observed clean campus. In 19(82.6%) Primary Schools and 11(78.6%) of the Upper Primary Schools, teachers encourage the children to wash hands before the meals; in all the sample Primary Schools and in 12(85.7%) Upper Primary Schools, it is observed that children take meals in an orderly manner, all the sample schools the MI has noticed that while cooking the food safety measure are followed by the schools.

Figure No.4 (h): Safety and Hygiene in sample schools



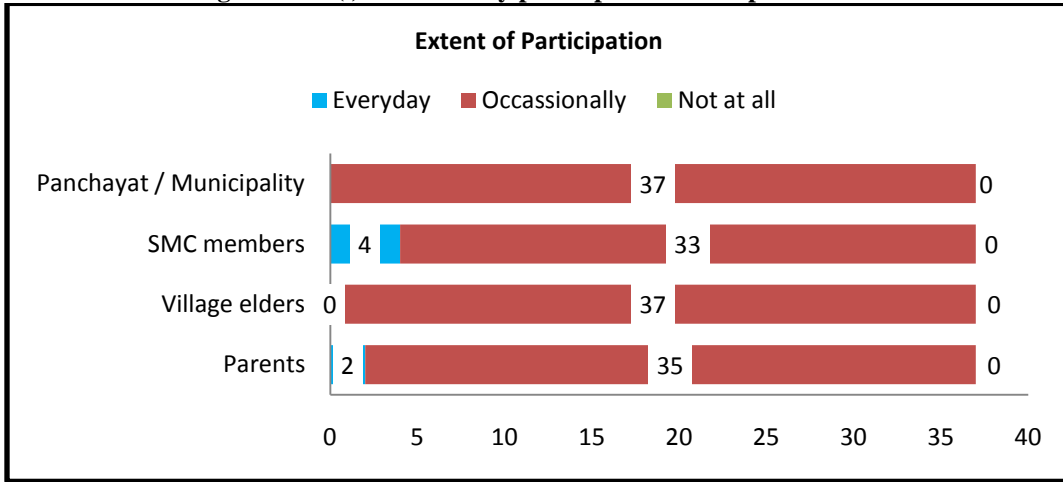
16. COMMUNITY PARTICIPATION:

Extent of participation by Parents/VECs/Panchayats/Urban bodies in daily supervision, monitoring and participation

The MI has observed that in 2(5%) of the schools, parents and 4(10.8%) of the School Management Committee members visit the schools every day while MDM is being served to the children. Whereas in 35(94.59%) schools parents, in 33(89.18%) schools School Management Committee members, in all the sampled schools Panchayat and Village elders visit the schools occasionally for monitoring the MDM. there

is a need to encourage the Community Participation in Implementation and supervision of MDM at the school level

Figure No.4 (i): Community participation in sample schools

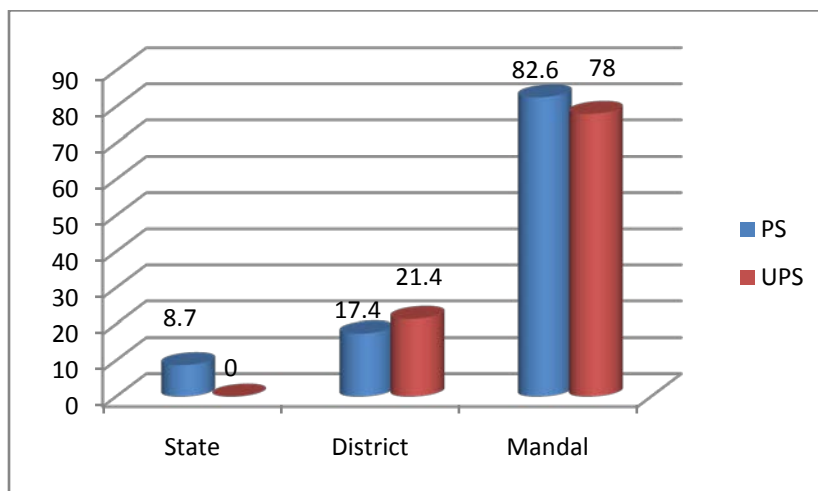


17. INSPECTION & SUPERVISION

Has the mid- day meal programme been inspected by any state/district/block level officers/officials

The MI has observed that out of the 23 sampled Primary Schools 2(8.7%) schools visited by the State level officials, 4(17.4%) schools visited by the distinct level officials and 19(82.6%) schools visited by the Mandal level officials have visited the MDM in respect of UPS 3(21.4%) schools by the District level officials and 11(786%) schools visited by the Mandal level officials to check the implementation of the mid-day meal programme.

Figure No.4 (j): Inspection and Supervision of Officials in MDM



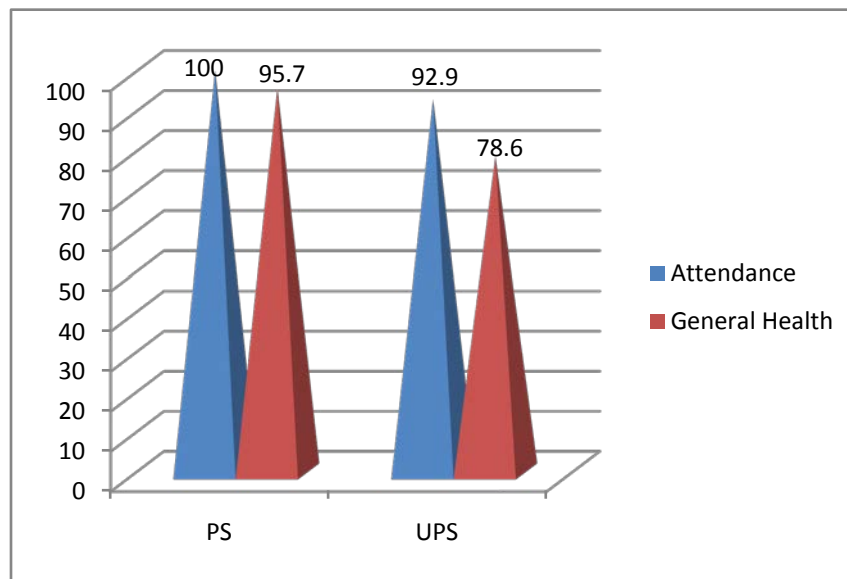
18. IMPACT

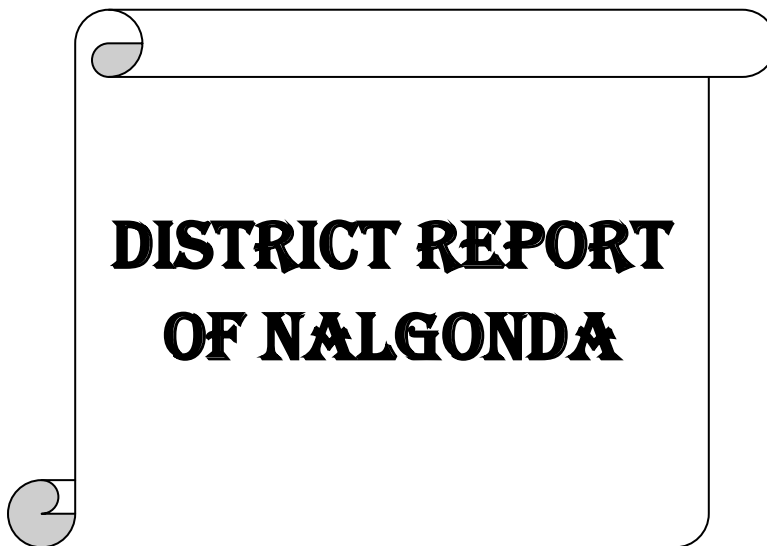
Has the mid-day meal improved the enrollment, attendance of children in school and general wellbeing (nutritional status) of children? Are there any other incidental benefits due to serving cooked meal in schools?

During the MI visit to the 37 sample schools of Mahabubnagar district, the Monitoring team has collected the opinions of the Head teacher, teachers, students, school management committee members and gram Panchayat members to know the effectiveness of Mid-Day Meal programme and it is noticed that .

The Mid-Day meal programme helps the poor children to get the noon meal. In all the 23 (100%) Primary Schools and in the 13 (92.9%) Upper Primary Schools, it is reported that the Mid-Day Meal programme has improved the enrollment and attendance of the children. In 22(95.7%) Primary Schools and 11(78.6%) of Upper Primary Schools the MDM has improved the general health of children. In 92.9% of the Primary schools and 93.3% of the Upper Primary Schools, it is reported that the Mid-Day Meal has supported the nutritional intake by children.

Figure No.4(k): Impact of Mid-Day-Meals in sample schools





**DISTRICT REPORT
OF NALGONDA**

5. District Level Half Yearly Monitoring Report

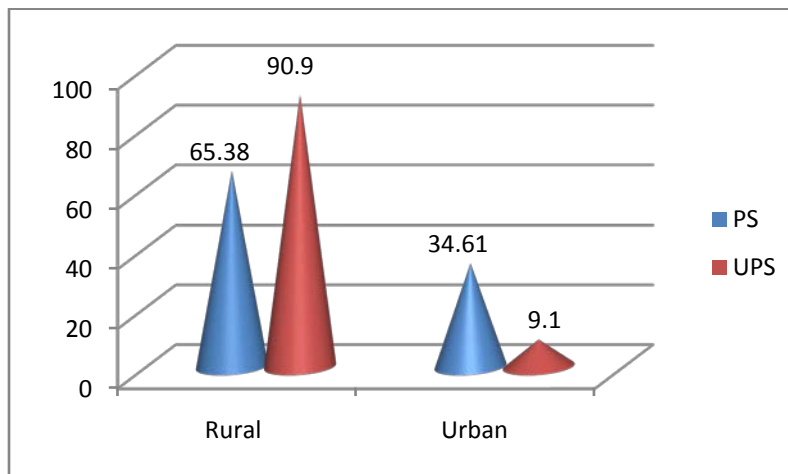
District: Nalgonda

1. REGULARITY IN SERVING MEAL:

Whether the school is serving hot cooked meal daily? If there was interruption, what was the extent and reasons for the same?

The Monitoring Institute has visited total 40 schools in Nalgonda district of Telangana state. Out of these 26 are Primary Schools (with 17 rural and 9 urban schools) and 11 Upper Primary Schools (with 10 rural and 1 urban) whereas 3 schools are KGBV which do not have the Mid Day Meal programme.

Figure No.5 (a): Distribution of sample schools in Nalgonda district



The MI has observed that in all the sample schools of Nalgonda district the food is being supplied by the Self Help Groups at the school based kitchen.



Children taking MDM

It is observed that in all the schools, the food is being served hot to the children on daily basis.

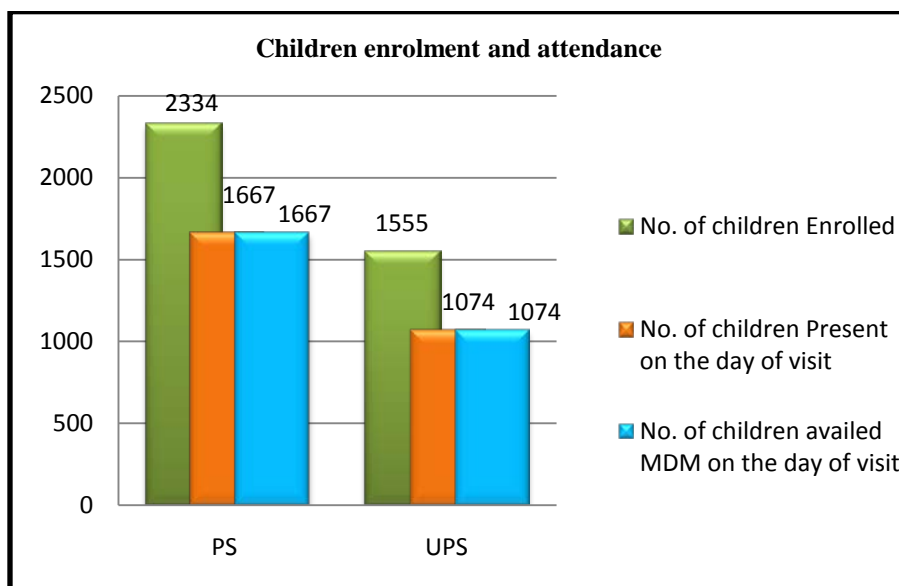
Table No.5.1: Details of Serving of Hot cooked meal daily in sample schools					
Category			Area		Total
			Rural	Urban	
PS	The school is serving hot cooked meal daily	Yes	17	9	26
			100.0%	100.0%	100.0%
Total			17	9	26
			100.0%	100.0%	100.0%
UPS / MS	The school is serving hot cooked meal daily	Yes	10	1	11
			100.0%	100.0%	100.0%
Total			10	1	11
			100.0%	100.0%	100.0%

2. TRENDS:

Extent of variation (As per school records vis-à-vis Actual on the day of visit)

The Monitoring Team visited total sample schools in Nalgonda district. Out of these 26 are Primary Schools and 11 are Upper Primary Schools. In 26 Primary Schools the enrolled children are 2334 out of these 1667(71.12%) children are present and all of them opted the MDM on the day of visit of MI. In respect of Upper Primary Schools the enrolment is 1555 out of these 1074(69%) children are attended the school and all of them opted the MDM on the day of visits of MI.

Figure No.5(b): Enrolment and Attendance of children for Mid-Day-Meals



3. REGULARITY IN DELIVERING FOOD GRAINS TO SCHOOL LEVEL:

- (i) Is school receiving food grain regularly? If there is delay in delivering food grains, what is the extent of delay and reasons for the same?**
- (ii) Is buffer stock of one-month's requirement is maintained?**
- (iii) Is the food grains delivered at the school?**

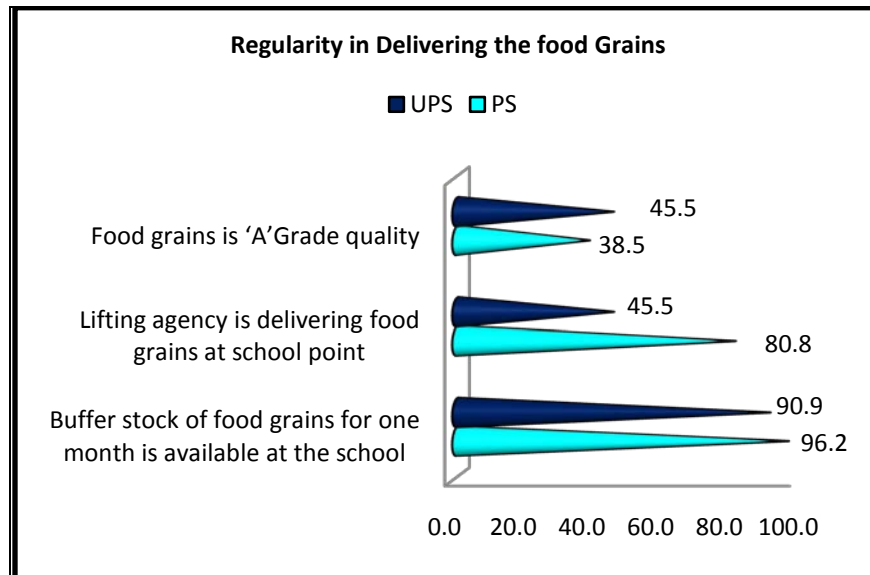
Out of the 26 sample Primary Schools visited by the monitoring team it is observed that 21(80.8%) schools are receiving the food grains regularly. In respect of 11 Upper Primary Schools 5(45.5%) schools are receiving the food grains regularly to the school point. In respect of UPS, Chandanapally, MPUPS, Khaja bowli, MPUPS, Chennaram, MPUPS, Ramannapet(HW), MPPS, Korlapahad , MPUPS, Rainigudem, MPPS, Alankar Road, MPUPS, Gopalaipally, MPPS, Wangapally, MPPS, Mallapuram and MPPS, Gollagudem the food grains are not delivered to the school point. The cooking agencies are lifting the food grains from the ration shops by bearing the transport cost on their own.

As far as the buffer stock (one month's requirement of food grain) is concerned it is observed that the buffer stock is being maintained in 25(96.2%) sample Primary Schools and in 10(90.9%) Upper Primary Schools. Whereas the buffer stock is not maintained. inMPUPS, Parvathagiri and MPPS, Korlapahad.



Buffer Stock in sample School

Figure No.5 (c): Availability of Food grains



4. REGULARITY IN DELIVERING COOKING COST TO SCHOOL:

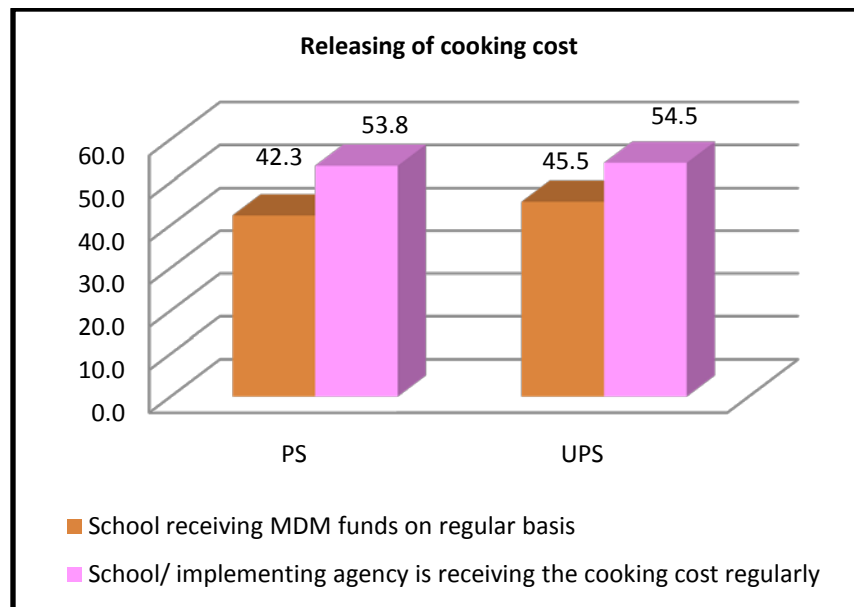
- (i) Is school receiving cooking cost in advance regularly? If there is delay in delivering cooking cost what is the extent of delay and reasons for it?**
- (ii) In case of delay, how schools manage to ensure that there is no disruption in the feeding programme?**
- (iii) Is cooking cost paid by Cash or through banking channel?**

It is noticed by the Monitoring institute that out of 26 sampled Primary Schools in 11(42.3%) schools and 11 sampled Upper Primary Schools 5(45.5%) schools are receiving the MDM grants regularly. The following schools are not receiving the MDM grants regularly viz: MPPS, Dandempally, MPUPS, Darveshpuram, MPPS, Nakrekal, MPPS, Shettipalem, MPUPS, Cheekatimamidi, MPPS, Chityala, MPPS, Veliminedu, MPUPS, Ramannapet(HW), MPUPS, Palliwada, MPPS, Madgumnagar, Govt. PS, Hanuman wada, MPUPS, Bothalapalem, MPUPS, Gopalaipally, MPPS, Wangapally, MPPS, Marringudem, MPPS, Cholleru, MPPS, Rampally thanda, MPPS, Mulkalapally, MPPS, Mallapuram, MPPS, Gollagudem and MPPS, Nemila.

The Monitoring Institute has observed that in in 14(53.8%) Primary Schools and in 6(54.5%) Upper Primary Schools of Nalgonda district, the schools are receiving MDM cooking cost regularly. The schools which are not receiving the grants regularly are: MPPS, Dandempally, MPUPS, Darveshpuram, MPPS, Shettipalem, MPUPS, Cheekatimamidi, MPPS, Veliminedu, MPUPS, Ramannapet(HW), MPPS, Madgumnagar, Govt. PS, Hanuman wada, MPUPS, Bothalapalem, MPUPS, Gopalaipally, MPPS, Kunuru, MPPS, Wangapally, MPPS, Cholleru, MPPS, Rampally thanda, MPPS, Mulkalapally, MPPS, Kalvapally and MPPS, Nemila.

Further, it is observed that in majority of the Schools visited by the MI, it is reported by the teachers and head masters that the food grains are released to schools by the ration shop owners after adjusting the unspent balance of the previous month. As far as the payment of cooking cost to the agencies, it is observed that in 14(53.8%) of the Primary Schools and 12(46.2%) of the Upper Primary Schools payment of cooking cost is found to be regular. In the rest of the schools the fund release was delayed by 2-3 months in the following schools MPPS, Dandempally, MPUPS, Darveshpuram, MPPS, Shettipalem, MPUPS, Cheekatimamidi, MPPS, Veliminedu, MPUPS, Ramannapet(HW), MPPS, Madgumnagar, Govt. PS, Hanuman wada, MPUPS, Bothalapalem, MPUPS, Gopalaipally, MPPS, Kunuru, MPPS, Wangapally, MPPS, Cholleru, MPPS, Rampally thanda, MPPS, Mulkalapally, MPPS, Kalvapally and MPPS, Nemila. In all the sample schools visited by the MI it is noticed that the cooking cost to the implementing agency is being paid through e-transfer.

Figure No. 5(d): Releasing of cooking cost



5. SOCIAL EQUITY:

Did you observe any gender or caste or community discrimination in cooking or serving or seating arrangements?

The Monitoring Institute has noticed any gender / caste discrimination in cooking and serving of MDM among the sample schools in Nalgonda district.

6. VARIETY OF MENU

Has the school displayed its weekly menu, and is it able to adhere to the menu displayed?

As per the norms the schools have to display the menu boards in noticeable places of the school premises and follow the same daily. The MI has observed that out of 26 sample Primary Schools, in 19 (73.1%) the

weekly menu is displayed and the same is followed. In respect of 11 sample Upper Primary schools in 7(63.6%) of the schools the weekly menu is displayed in prominent place and it is followed. The display of menu was not seen in most of the sample schools viz MPPS, Dandempally, MPPS, Panagal, MPPS, Bottuguda, Govt. PS, MKV Padma Nagar, MPPS, Nakrekal, MPPS, Shettipalem, MPPS, Venakatapur, MPUPS, Parvathagiri, MPUPS, Chennaram, MPPS, Chityala, MPPS, Veliminedu, MPUPS, Palliwada, MPPS, Korlapahad, MPUPS, Rainigudem, MPPS, Alankar Road, MPPS, Madgumnagar, MPUPS, Bothalapalem, MPPS, Velvarthy(HW), MPPS, Mallepally, MPPS, Marringudem, MPPS, Cholleru, MPPS, Mallapuram, MPPS, Gollagudem and MPPS, Nemila.

Table No. 5.2: Display of menu in sample schools					
Category			Area		Total
			Rural	Urban	
PS	The weekly menu is displayed at a prominent place noticeable to community	Yes	12 70.6%	7 77.8%	19 73.1%
		No	5 29.4%	2 22.2%	7 26.9%
	Total		17 100.0%	9 100.0%	26 100.0%
UPS / MS	The weekly menu is displayed at a prominent place noticeable to community	Yes	7 70.0%	0 .0%	7 63.6%
		No	3 30.0%	1 100.0%	4 36.4%
	Total		10 100.0%	1 100.0%	11 100.0%

Is there variety in the food served or is the same food served daily? Does the daily menu include rice / wheat preparation, dal and vegetables?

Dose the daily menu include rice / wheat preparation, dal and vegetables

The MI has observed that in all the schools variety of food is served on daily basis and the menu includes rice, dal, egg, leafy vegetable, sambar and with some locally available vegetable.

7. QUALITY & QUANTITY OF MEAL:

Feedback from children on

- a) **Quality of meal:**
- b) **Quantity of meal:**

{If children were not happy Please give reasons and suggestions to improve.}

The Monitoring Team observed that among the 26 sample Primary Schools, in 10(38.51%) schools the children reported that the quality and quantity of meal is good, whereas in 16(61.5%) schools the children are satisfied with the food provided. In respect of the 11 sample Upper Primary Schools in 5(45.5%) schools children reported that quality of meal is good, whereas in 6(54.5%) UP schools children reported that quality of the meal is satisfactory.

Category			Area		Total
			Rural	Urban	
PS	Quality of meal	Good	5 29.4%	5 55.6%	10 38.5%
		Satisfactory	12 70.6%	4 44.4%	16 61.5%
	Total		17 100.0%	9 100.0%	26 100.0%
UPS / MS	Quality of meal	Good	5 50.0%	0 .0%	5 45.5%
		Satisfactory	5 50.0%	1 100.0%	6 54.5%
	Total		10 100.0%	1 100.0%	11 100.0%

Category			Area		Total
			Rural	Urban	
PS	Quantity of meal	Good	4 23.5%	4 44.4%	8 30.8%
		Satisfactory	13 76.5%	5 55.6%	18 69.2%
	Total		17 100.0%	9 100.0%	26 100.0%
UPS / MS	Quantity of meal	Good	2 20.0%	0 .0%	2 18.2%
		Satisfactory	8 80.0%	1 100.0%	9 81.8%
	Total		10 100.0%	1 100.0%	11 100.0%

The Monitoring Team has visited 37 sample schools in Nalgonda district and it is noticed that in 8(30.8%) Primary Schools children reported that the quantity of the meal is good and in rest of the 18(69.2%) schools children reported that the quantity of the meal is satisfactory. In case of 11 sample Upper primary schools in 2(18.2%) schools children reported that the quantity of the meal is good and in 9(81.8%) schools children reported that the quantity of the meal is satisfactory.

8. SUPPLEMENTARY:

- (i) **Whether children are given micronutrients (Iron, folic acid, vitamin – A dosage) and de-worming medicine periodically?**
- (ii) **Who administers these medicines and at what frequency?**
- (iii) **Is there school Health Card maintained for each child?**

Among the 26 sample Primary Schools visited by the Monitoring team it is observed that in 24(92.3%) Primary Schools the children are provided the micro nutrients like Folic acid, iron and Vitamin A. In respect of 11 sample Upper Primary Schools 10(90.9%) schools are supplied micro nutrients like Folic acid, iron and Vitamin A. on weekly/monthly basis. It is observed that the micro nutrient support is provided in convergence with the health department in the sample schools of Nalgonda district.

The schools which are not providing micronutrients are: MPPS, Veliminedu, MPUPS, Bothalapalem and MPPS, Kalvapally

Table No.5.5: Supply of micro nutrients					
Category			Area		Total
			Rural	Urban	
PS	The children are given micro nutrients like Folic acid, Iron, and Vit A?	Yes	15 88.2%	9 100.0%	24 92.3%
		No	2 11.8%	0 .0%	2 7.7%
	Total		17 100.0%	9 100.0%	26 100.0%
UPS / MS	The children are given micro nutrients like Folic acid, Iron, and Vit A?	Yes	9 90.0%	1 100.0%	10 90.9%
		No	1 10.0%	0 .0%	1 9.1%
	Total		10 100.0%	1 100.0%	11 100.0%

9. STATUS OF COOKS:

- (i) **Who cooks and serves the meal? (Cook/helper appointed by the Department or Self Help Group, or NGO or Contractor)**
- (ii) **Is the number of cooks and helpers adequate to meet the requirement of the school?**
- (iii) **What is remuneration paid to cooks/helpers?**
- (iv) **Are the remuneration paid to cooks/helpers regularly?**
- (v) **Social Composition of cooks /helpers? (SC/ST/OBE/Minority).**

The meal is cooked by the cooks and helpers belong to the Self-Help Groups/Individual agency. The Monitoring Institute has noticed that among the sample Primary schools the cook cum helpers in 1(3.8%) school engaged by Education department, in 7(26.9%) schools engaged by the School authorities and in 18(69.2%) schools engaged by the School Management Committee. In case of 11 sampled Upper Primary Schools the cook cum helpers in 2((18.2%) schools are engaged by the School authorities and in 9(81.8%) schools are appointed by the School Management Committee. The number of cook cum helpers is found adequate to meet the requirement of the schools in all sample schools.

Figure No.5(e): Engagement of Cook-cum-Helpers

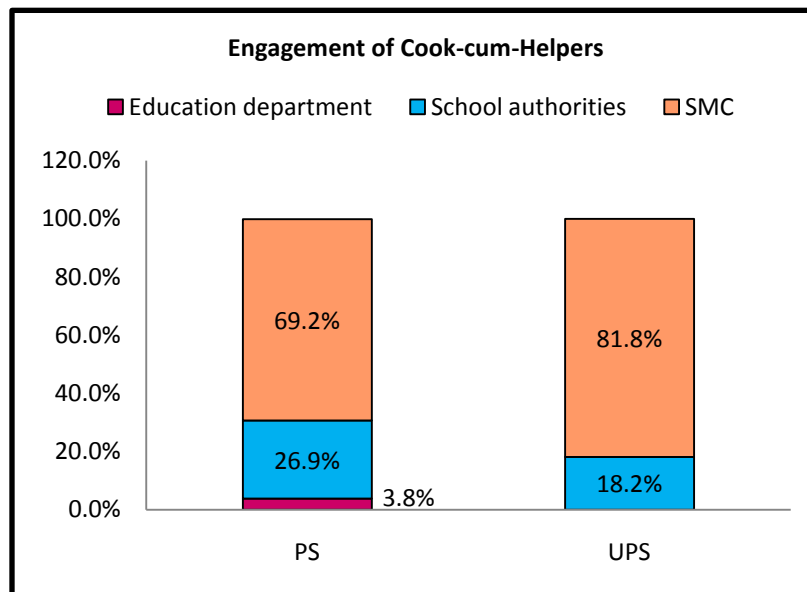


Table No.5.6: Remuneration to cook cum helpers					
Category			Area		Total
			Rural	Urban	
PS	Remuneration paid to cooks cum helpers regularly	Yes	2 11.8%	4 44.4%	6 23.1%
		No	15 88.2%	5 55.6%	20 76.9%
	Total		17 100.0%	9 100.0%	26 100.0%
UPS / MS	Remuneration paid to cooks cum helpers regularly	Yes	3 30.0%	1 100.0%	4 36.4%
		No	7 70.0%	0 .0%	7 63.6%
	Total		10 100.0%	1 100.0%	11 100.0%

It is noticed by the MI that Rs. 1000 is being paid as honorarium to cook cum helpers.

Out of the 26 sample Primary Schools in 6(23.1%) schools and in 4(36.4%) Upper Primary Schools the remuneration is being paid regularly in the following schools the payment of remuneration is not made to the cook cum helpers are MPPS, Dandempally, MPPS, Panagal, Govt. PS, MKV Padma Nagar, MPUPS, Darveshpuram, MPPS, Nakrekal, MPPS, Shettipalem, MPUPS, Cheekatimamidi, MPUPS, Chennaram, MPPS, Veliminedu, MPUPS, Ramannapet(HW), MPUPS, Palliwada, MPPS, Korlapahad, MPPS, Madgumnagar, Govt. PS, Hanuman wada, MPUPS, Bothalapalem, MPUPS, Gopalaipally, MPPS, Mallepally, MPPS, Kunuru, MPPS, Wangapally, MPPS, Marrigudem, MPPS, Cholleru, MPPS, Rampally thana, MPPS, Mulkalapally, MPPS, Mallapuram, MPPS, Gollagudem, MPPS, Kalvapally and MPPS, Nemila.

The Social composition of the Cooks indicates that the majority of them belong to the OBC community, followed by, Schedule Caste, Minorities and Scheduled Tribe communities.

10. INFRASTRUCTURE:

- (a) **Is a pucca kitchen shed-cum-store:**
- (b) **Constructed and in use**
- (c) **Constructed but not in use under**
- (d) **Under construction**
- (e) **Sanctioned, but constructed not started**
- (f) **Not sanctioned**
- (g) **Any other (specify)**

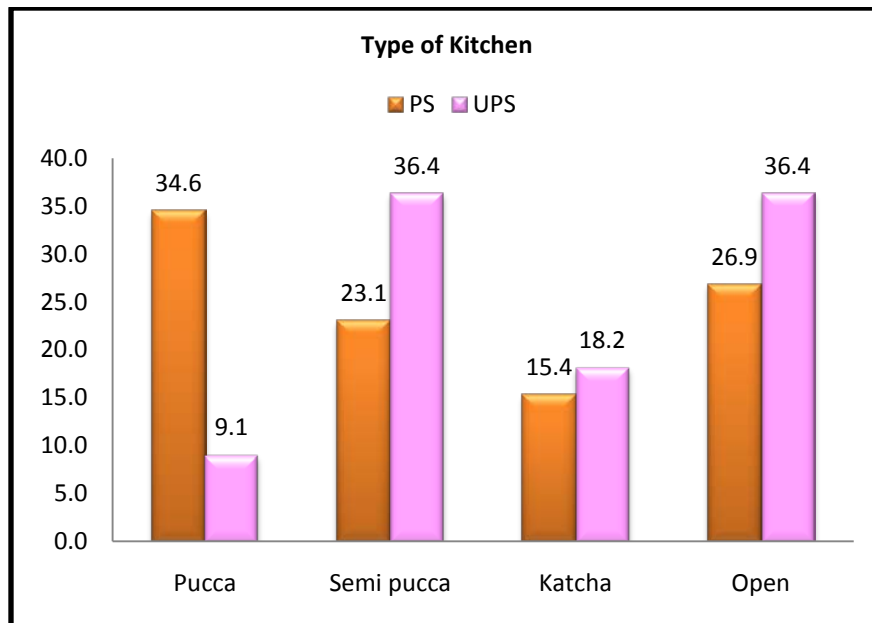
The Monitoring Team noticed that out of 26 sample Primary Schools, 34.6% schools have pucca kitchen followed by semi pucca kitchens in 23.1% schools, 15.4% schools have katcha kitchen sheds whereas in

26.9% schools the cooking is in open place. In case of 11 Upper Primary Schools (9.1%) schools are in pucca kitchen, followed by 36.4% schools have semi pucca kitchen.

Out of the 26 sample Primary Schools in 14(58.3%) schools kitchen sheds are constructed and in use, in 1(4.2%) school each kitchen sheds under construction, in 7(29.7%) schools kitchen sheds are not sanctioned because of other reasons.

With regard to the 11 sample Upper Primary Schools, in 5 (50%) schools the kitchen sheds are constructed and in use, in 1(10%) school kitchen shed is under construction

Figure No.5(f): Type of Kitchen Shed



11. In case the pucca kitchen shed is not available, where is the food being cooked and where the food grains /other ingredients are being stored?

Among the 26 sample Primary Schools visited by the MI it is observed that in 7 (26.9%) schools the food grain storage point (buffer stock) is in classroom, in 11(42.3%) schools, the storage point of Buffer stock is in Head Teacher’s room, in 8(30.8%) schools the storage point is SMC president’s house. In the remaining schools, the storage points are Cooks house, HM room, Kitchen shed, SHG home, school building and school premises.

With regard to the 11sample Upper Primary Schools, in 6 (54.5%) schools, the food grain storage point (buffer stock) is classroom and in 5(45.5%) schools the storage point is HM room.

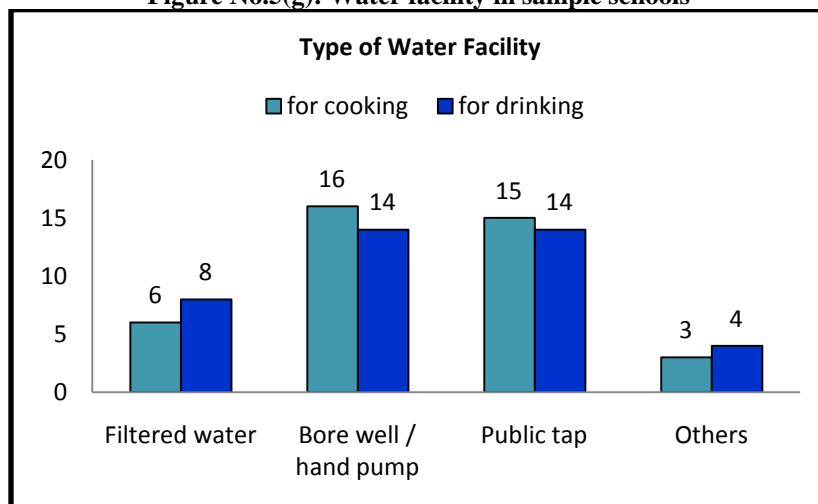
Category			Area		Total
			Rural	Urban	
PS	Place of storage of food grain (Buffer stock)	Classroom	4 23.5%	3 33.3%	7 26.9%
		HM's room	8 47.1%	3 33.3%	11 42.3%
		Others	5 29.4%	3 33.3%	8 30.8%
	Total	17 100.0%	9 100.0%	26 100.0%	
UPS / MS	Place of storage of food grain (Buffer stock)	Classroom	6 60.0%	0 .0%	6 54.5%
		HM's room	4 40.0%	1 100.0%	5 45.5%
	Total	10 100.0%	1 100.0%	11 100.0%	

12. Whether potable water is available for cooking and drinking purpose?

As far as the availability of portable water for cooking and drinking is concerned in 6 schools filter water is being used, in 16 schools water is supplied with bore well/hand pump, in 15 schools water is supplied with public tap and in 3 schools the potable water is supplied through other sources for cooking MDM.

The drinking water facility is concerned it is observed by the MI that in sample schools 8 schools water filters are available and in 14schools have bore well/hand pump facility, 14 schools have public tap, and 4 schools have other sources

Figure No.5(g): Water facility in sample schools



13. Whether utensils used for cooking food are adequate?

In all the 37 selected sample schools visited by the MI in Nalgonda district, it is observed that majority of the schools have rice basins, dekshas, vessels, kadai, utensils, buckets, spoons, drums etc. But the utensils are quite old and the cooking agencies are asking for the replacement of the kitchen utensils with the new ones. It is reported by the officials that the utensils were supplied to the schools 5 years back.

14. What is the kind of fuel used? (Gas based/firewood etc.)

The Monitoring Team has observed that among 26 sample Primary Schools of Nalgonda district, in 1(3.8%) schools the cooking agencies use gas as fuel and in other 25 (96.2%) schools the agencies use fire-wood as the principal source of fuel. In case of Upper Primary Schools, it is observed that in all the 11 (100%) schools the agencies are using firewood as the fuel for cooking the food of MDM.

Category		Area		Total	
		Rural	Urban		
PS	Kind of fuel used for cooking	Gas	1	0	1
			5.9%	.0%	3.8%
	Firewood	16	9	25	
		94.1%	100.0%	96.2%	
Total		17	9	26	
		100.0%	100.0%	100.0%	
UPS / MS	Kind of fuel used for cooking	Firewood	10	1	11
			100.0%	100.0%	100.0%
Total		10	1	11	
		100.0%	100.0%	100.0%	

15. SAFETY & HYGIENE:

- i. **General Impression of the environment, Safety and hygiene:**
 - ii. **Are children encouraged to wash hands before and after eating**
 - iii. **Do the children par take meal in an orderly manner?**
 - iv. **Conservation of water?**
 - v. **Is the cooking process and storage of fuel safe, not posing any fire hazard?**

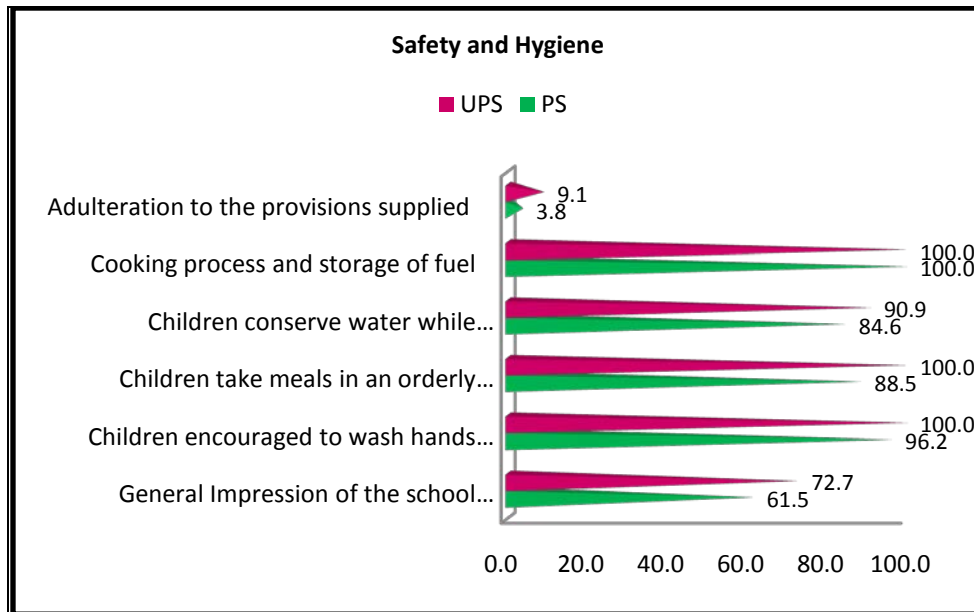
The MI has observed in all the sample schools where the SHGs are supplying the food under MDM and noticed that in 16(61.5%) Primary Schools, and in 8(72.7%) Upper Primary Schools MI has observed have clean campus. In 25(96.2%) Primary Schools and 11(100%) of the Upper Primary schools, that teachers are encouraging the children to wash hands before the meals; whereas in 23(88.5%) sample Primary schools

and in 11(100%) Upper Primary Schools, it is observed that children take meals in an orderly manner. As far as water conservation is concerned in 22 (84.6%) Primary Schools and in 10 (90.9%) Upper Primary Schools the children re practicing the water conservation methods. In all the sample schools the MI has noticed that while clean ling the food safety measures are being followed by the school.



Teachers giving instructions to Children for hand wash

Figure No.5(h): Safety and Hygiene in sample schools

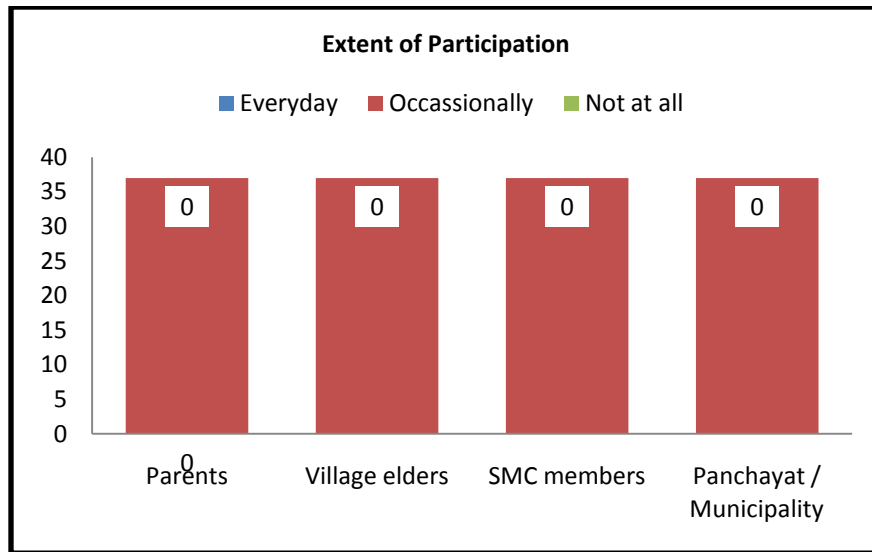


16. COMMUNITY PARTICIPATION:

Extent of participation by Parents/VECs/Panchayats/Urban bodies in daily supervision, monitoring and participation

The MI has observed that in all the 37 schools Parents, School Management Committee members, Village elders and Panchayat/Municipality members visit the schools occasionally for monitoring the MDM. There is a need to encourage the community participation in implementation and supervision of MDM at the school level.

Figure No.5(i) : Community participation in sample schools

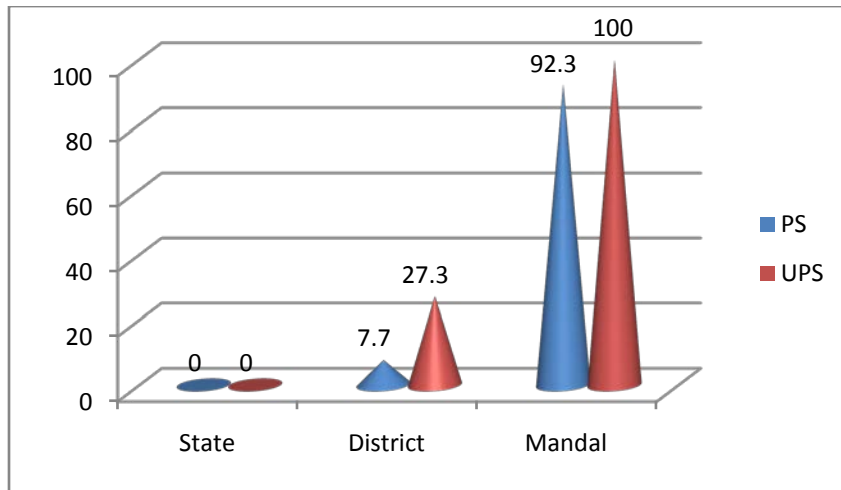


17. INSPECTION & SUPERVISION

Has the mid- day meal programme been inspected by any state/district/block level officers/officials

The MI has observed that out of the 26 sampled Primary Schools hardly the State level officials are visiting the MDM. In 2(7.7%) schools the Distinct level officials and in 24(92.3%) schools the Mandal level officials are visiting the MDM. Whereas in Upper Primary Schools it is noticed that in 3(27.3%) schools the District level officials do visit the MDM activities in the schools.

Figure No.5(j): Inspection and Supervision of Officials in MDM

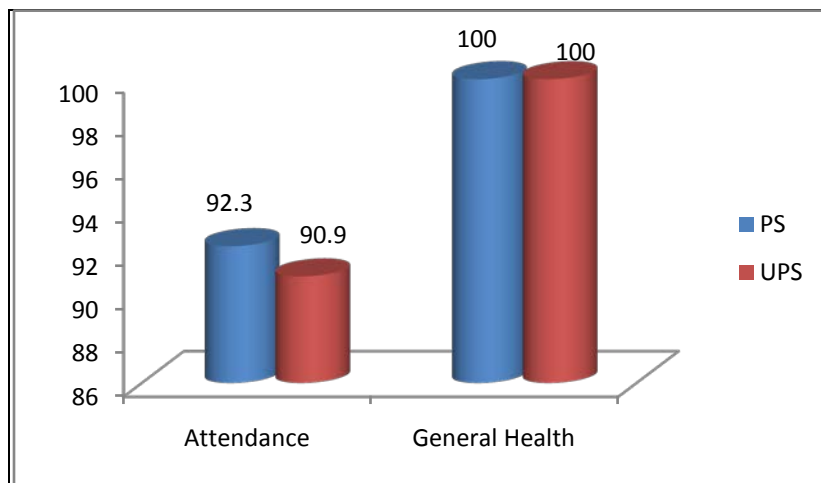


18. IMPACT

Has the mid-day meal improved the enrollment, attendance of children in school and general wellbeing (nutritional status) of children? Are there any other incidental benefits due to serving cooked meal in schools?

During the MI visit to the 37 sample schools of Nalgonda district, the Monitoring team has collected the opinions of the Head teacher, teachers, students, school management committee members and gram Panchayat members to know the effectiveness of Mid-day meal programme and it is noticed that the Mid-day meal programme helps the poor children to get the noon meal. In 24 (92.3%) Primary Schools and in 10 (90.9%) Upper Primary Schools, it is reported that the Mid-day meal programme has triggered the schools in enrollment and attendance of the children. In all the sample schools it is reported that the MDM has improved the general health of children.

Figure No.5(k): Impact of Mid-Day-Meals in sample schools





**DISTRICT REPORT
OF RANGA REDDY**

6. District Level Half Yearly Monitoring Report

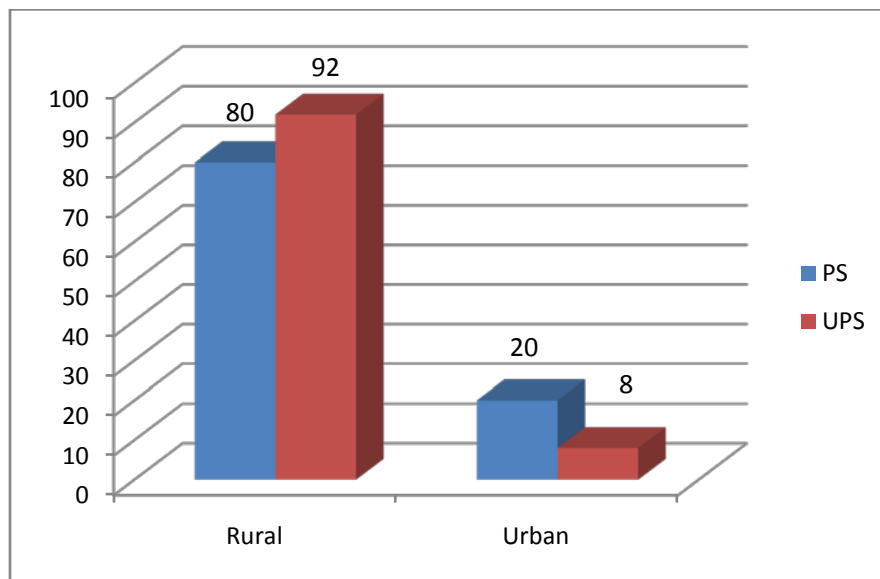
District: Ranga Reddy

1. REGULARITY IN SERVING MEAL:

Whether the school is serving hot cooked meal daily? If there was interruption, what was the extent and reasons for the same?

The Monitoring Institute has visited total 40 schools in Ranga Reddy district of Telangana state. Out of these 25 are Primary Schools with 20 rural and 5 urban school and 12 Upper Primary Schools with 11 rural and 1 urban whereas 3 school are KGBV which do not have the Mid- Day-Meal Programme

Figure No.6(a): Distribution of sample schools in Ranga Reddy district



The MI has observed that in all the sample schools of Ranga Reddy district the food is being supplied by the Self Help Groups at the school based kitchen



Children taking MDM

It is observed that in all the sample schools the food is being served hot to the students on daily basis

Table No.6.1: Details of Serving of Hot cooked meal daily in sample schools					
Category			Area		Total
			Rural	Urban	
PS	the school is serving hot cooked meal daily	Yes	20	5	25
			100.0%	100.0%	100.0%
Total			20	5	25
			100.0%	100.0%	100.0%
UPS / MS	the school is serving hot cooked meal daily	Yes	11	1	12
			100.0%	100.0%	100.0%
Total			11	1	12
			100.0%	100.0%	100.0%

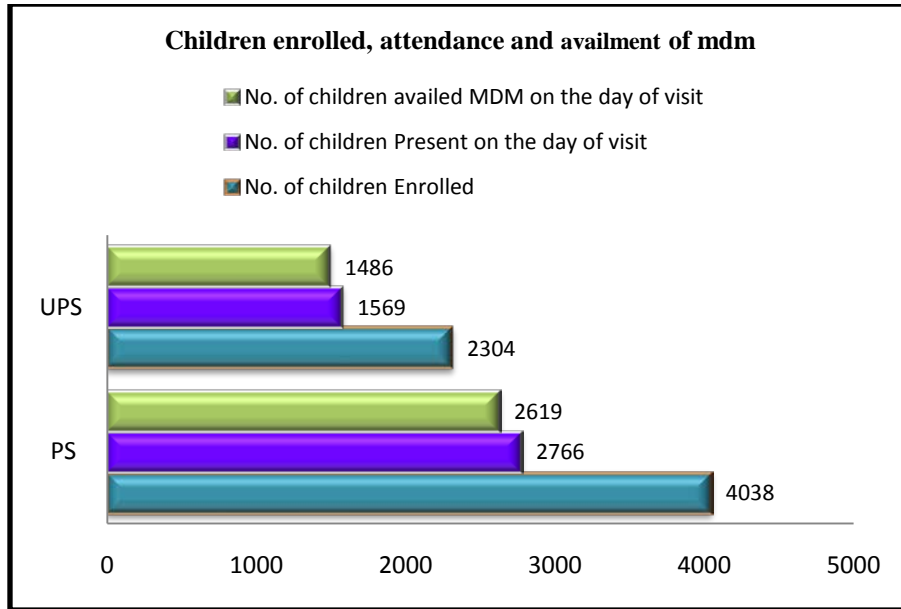
2. TRENDS:

Extent of variation (As per school records vis-à-vis Actual on the day of visit)

The Monitoring Team visited total 37 sample schools in Ranga Reddy district. Out of these 25 are Primary Schools 12 are Upper Primary Schools. In 25 Primary Schools total enrolled children are 4038 out of these 2766(68.49%) children are present and among these 2619(64.85%) children opted the MDM on the day of visit by the MI. In respect of Upper Primary Schools total enrolment of 12 sample schools is 2304 out of these 1569(68%) children attended the school and among these 1486(64.49%) of the children opted the

MDM on the day of visits to schools by the MI. It clearly shows the variation among enrolment, attendance and number of children opted MDM.

Figure No.6(b): Enrolment and Attendance of children for Mid-Day-Meals



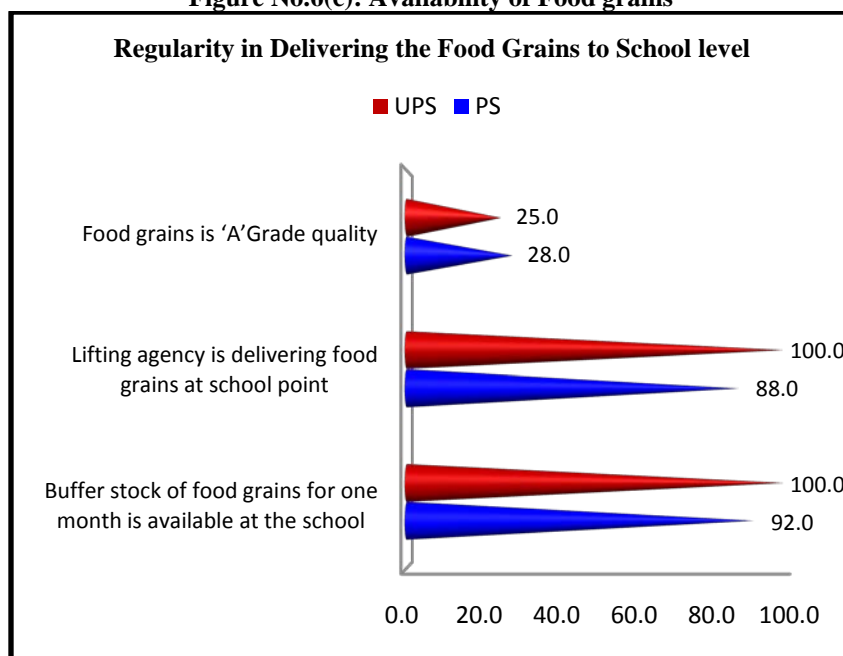
3. REGULARITY IN DELIVERING FOOD GRAINS TO SCHOOL LEVEL:

- (i) Is school receiving food grain regularly? If there is delay in delivering food grains, what is the extent of delay and reasons for the same?**
- (ii) Is buffer stock of one-month's requirement is maintained?**
- (iii) Is the food grains delivered at the school?**

Out of the 25 sample Primary Schools visited by the MI it is observed that 22(88%) schools are receiving the food grains, in respect of 12 Upper Primary Schools in all (100%) schools are receiving the food grains regularly to the school point. In respect of MPPS, Madanpally, CPS, Charlapatelguda and PS, Hydershakote the food grains are not delivered to the school point the cooking agencies are not lifting the food grains by caring the transport cost in this own,

As per as the buffer stock (one month's requirement of food grain,) it is observed that the buffer stock is being maintained in 23(92%) sample Primary Schools and in all 12(100%) Upper Primary Schools, in the rest of the sample schools the buffer stock is not maintained in two schools MPPS, Medchal (HW) and PS, Hydershakote.

Figure No.6(c): Availability of Food grains



4. REGULARITY IN DELIVERING COOKING COST TO SCHOOL:

- (i) Is school receiving cooking cost in advance regularly? If there is delay in delivering cooking cost what is the extent of delay and reasons for it?
- (ii) In case of delay, how schools manage to ensure that there is no disruption in the feeding programme?
- (iii) Is cooking cost paid by Cash or through banking channel?

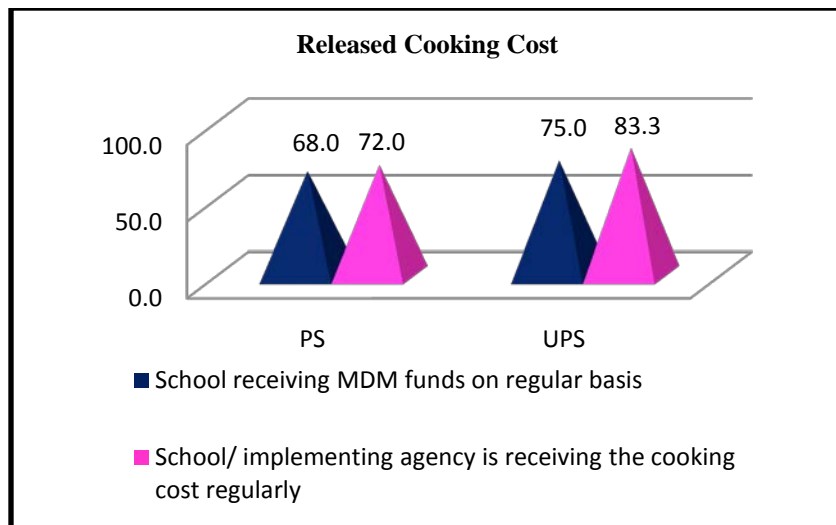
It is noticed by the MI that out of 25 sampled Primary Schools in 17(68%) schools and 12 sampled Upper Primary Schools 9(75%) schools are receiving the MDM grants regularly. The following schools are not receiving the MDM grants regularly viz: MPPS, Kothagadi, MPPS, Antharam, MPPS (B), Allapur, MPUPS, Nuthankal, MPPS, Suthariguda, MPPS, Shapurnagar, MPUPS, Pragathinagar, CPS, Charlapatelguda, MPUPS, Yellammathanda, MPPS, Shamirpet and CPS, Narsingi.

The Monitoring Institute has observed that in 18(72%) of the Primary Schools and 10(83.3%) Upper Primary Schools of Ranga Reddy district implementing agencies are receiving cooking cost regularly. The schools which are not receiving the grants regularly are: MPPS, Kothagadi, MPPS, Shivareddypet, MPPS, Antharam, MPUPS, Pragathinagar, CPS, Charlapatelguda, MPUPS, Yellammathanda, MPPS, Shamirpet, MPPS, Rallaguda and CPS, Narsingi.

Further, it is observed that in majority of the Primary Schools and Upper Primary Schools visited by the MI, it is reported by the teachers and head masters that the food grains are released to schools by the ration shop owners after adjusting the unspent balance of the previous month.

In all the sample schools visited by the MI it is noticed that the cooking cost to the implementing agency is being paid through the e-transfer.

Figure No. 6(d): Released Cooking cost



5. SOCIAL EQUITY:

Did you observe any gender or caste or community discrimination in cooking or serving or seating arrangements?

The Monitoring Institute visited total 40 sample schools in Ranga Reddy district. Out of these in all Primary and Upper Primary Schools there is no gender, caste and community discrimination in cooking /serving/ seating arrangements has been noticed by the MI.

6. VARIETY OF MENU

Has the school displayed its weekly menu, and is it able to adhere to the menu displayed?

As per the norms the schools have to display the menu boards in noticeable places of the school premise and follow the same daily. The Monitoring Team has observed that out of 25 sample Primary Schools, in 17(68%) Schools the weekly menu is displayed and followed out of 12 sample Upper Primary Schools in 9(75%) of the schools the weekly menu is displayed in prominent place and followed. The following schools which have not displayed MDM weekly menu in prominent place are: UPS, Girigetpally, MPPS, Kothagadi, MPPS, Shivareddypet, MPPS, Chengole, MPPS, Antharam, MPPS, Jeevangi, MPPS (B), Allapur, Central UPS, Khanapur, MPPS, Huda colony, CPS, Narsingi and UPS, Gandipet.

Table No.6.2: Display of menu in sample schools					
Category			Area		Total
			Rural	Urban	
PS	weekly menu is displayed at a prominent place noticeable to community	Yes	14 70.0%	3 60.0%	17 68.0%
		No	6 30.0%	2 40.0%	8 32.0%
	Total		20 100.0%	5 100.0%	25 100.0%
UPS / MS	weekly menu is displayed at a prominent place noticeable to community	Yes	8 72.7%	1 100.0%	9 75.0%
		No	3 27.3%	0 .0%	3 25.0%
	Total		11 100.0%	1 100.0%	12 100.0%

Is there variety in the food served or is the same food served daily? Does the daily menu include rice / wheat preparation, dal and vegetables?

Dose the daily menu include rice / wheat preparation, dal and vegetables

The MI has observed that in all the sample schools serve food with variety on daily basis and the menu includes rice, dal , egg, leafy vegetable, sambar and with some vegetable.

7. QUALITY & QUANTITY OF MEAL:

Feedback from children on

- a) **Quality of meal:**
- b) **Quantity of meal:**

{If children were not happy Please give reasons and suggestions to improve.}

During the visit of MI the 25 sample Primary Schools it has observed that, in 4(16%) schools the children reported that the quality and quantity of meal is good, whereas in 25(84%) of schools the children are satisfied with the food provided. In respect of the 12 sample Upper Primary Schools in 3(25%) of the schools children reported that quality of meal is good, whereas in 9(75%) of the Upper Primary Schools children reported that quality of the meal Satisfactory.

Table No.6.3: Opinion of children on Quality of meal					
Category			Area		Total
			Rural	Urban	
PS	Quality of meal	Good	4 20.0%	0 .0%	4 16.0%
		Satisfactory	16 80.0%	5 100.0%	21 84.0%
	Total	20 100.0%	5 100.0%	25 100.0%	
UPS / MS	Quality of meal	Good	2 18.2%	1 100.0%	3 25.0%
		Satisfactory	9 81.8%	0 .0%	9 75.0%
	Total	11 100.0%	1 100.0%	12 100.0%	

Table No .6.4:Opinion of children on Quantity of meal					
Category			Area		Total
			Rural	Urban	
PS	Quantity of meal	Good	3 15.0%	0 .0%	3 12.0%
		Satisfactory	17 85.0%	5 100.0%	22 88.0%
	Total	20 100.0%	5 100.0%	25 100.0%	
UPS / MS	Quantity of meal	Good	3 27.3%	1 100.0%	4 33.3%
		Satisfactory	8 72.7%	0 .0%	8 66.7%
	Total	11 100.0%	1 100.0%	12 100.0%	

The MI has noticed that 3(12%) Primary Schools children reported that the quantity of the meal is good and in rest of the 22(88%) schools the children reported that the quantity of the meal is satisfactory 4(33.3%) Upper Primary Schools children reported that the quantity of the meal is good and rest of the 8(66.7%) schools children reported that the quantity of the meal is Satisfactory

8. SUPPLEMENTARY:

- (i) Whether children are given micronutrients (Iron, folic acid, vitamin – A dosage) and de-worming medicine periodically?
- (ii) Who administers these medicines and at what frequency?
- (iii) Is there school Health Card maintained for each child?

The Monitoring Team has observed that 19(76%) Primary Schools are given micro nutrients like Folic acid, iron and Vitamin A. In 9(75%) schools are given micro nutrients like Folic acid, iron and Vitamin A. The nutrients are provided on weekly/monthly basis in majority of the schools. It is observed that the micro nutrient support is provided in convergence with the health department.



Supply of micro nutrients to the children

The following schools are not providing micronutrients are: MPPS, Anathagiripally, MPPS, Shivareddypet, MPPS (B), Allapur, MPUPS, Pragathinagar, PS, Narkeeda, MPPS, Huda colony, CPS, Narsingi and UPS, Gandipet.

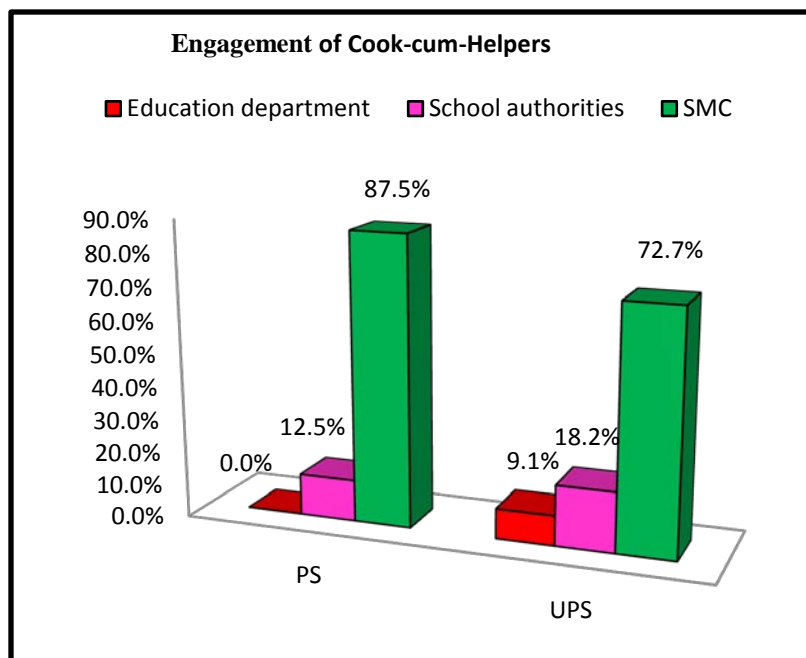
Table No.6.5: Supply of micro nutrients					
Category			Area		Total
			Rural	Urban	
PS	children are given micro nutrients like Folic acid, Iron, and Vit A	Yes	16 80.0%	3 60.0%	19 76.0%
		No	4 20.0%	2 40.0%	6 24.0%
	Total		20 100.0%	5 100.0%	25 100.0%
UPS / MS	children are given micro nutrients like Folic acid, Iron, and Vit A	Yes	8 72.7%	1 100.0%	9 75.0%
		No	3 27.3%	0 .0%	3 25.0%
	Total		11 100.0%	1 100.0%	12 100.0%

9. STATUS OF COOKS:

- (i) **Who cooks and serves the meal? (Cook/helper appointed by the Department or Self Help Group, or NGO or Contractor)**
- (ii) **Is the number of cooks and helpers adequate to meet the requirement of the school?**
- (iii) **What is remuneration paid to cooks/helpers?**
- (iv) **Are the remuneration paid to cooks/helpers regularly?**
- (v) **Social Composition of cooks /helpers? (SC/ST/OBE/Minority).**

The meal is cooked by the cooks and helpers from the Self-Help Groups/Individual agency. The Monitoring Institute has noticed that out of the 25 sample Primary Schools the cook cum helpers in 3(12.5%) schools are engaged by the School authorities and in 21(87.5%) schools cook cum helpers are engaged by the School Management Committee. In respect of the 12 sample Upper Primary Schools the cook cum helpers in 1(9.1%) schools are engaged by the School Education Department, in 2(18.2%) schools engaged by School authorities and in 8(72.1%) schools are engaged by the School Management Committee.

Figure No.6 (e): Engagement of Cook-cum-Helpers



The Members of cook cum helpers are found adequate to meet the requirement of the schools in all sample schools

Table No.6.6: Remuneration to cook cum helpers					
Category			Area		Total
			Rural	Urban	
PS	Remuneration paid to cooks cum helpers regularly	Yes	10 50.0%	3 60.0%	13 52.0%
		No	10 50.0%	2 40.0%	12 48.0%
	Total		20 100.0%	5 100.0%	25 100.0%
UPS / MS	Remuneration paid to cooks cum helpers regularly	Yes	7 63.6%	1 100.0%	8 66.7%
		No	4 36.4%	0 .0%	4 33.3%
	Total		11 100.0%	1 100.0%	12 100.0%

It is noticed by the MI that Rs. 1000 is being paid as honorarium for cook cum helpers.

In 13(52%) Primary schools and in 8(66.7%) Upper Primary Schools the remuneration is being paid regularly. In The following the payment of schools is not made to cook cum helpers are MPPS, Kompally, MPPS, Madanpally, MPPS, Kothagadi, MPPS, Shivareddypet, MPPS, Antharam, MPPS, Jingurthy, MPPS (B), Allapur, MPUPS, Nuthankal, MPPS, Shapurnagar, MPUPS, Pragathinagar, CPS, Charlapatelguda, MPPS, Nanaknagar, MPUPS, Agahpally, MPUPS, Yellammathanda, MPPS, Rallaguda and CPS, Narsingi.

The Social composition of the Cook cum helpers indicates that the majority of them belong to the OBC community, followed by, Schedule Caste, Scheduled Tribe community and Minorities.

10. INFRASTRUCTURE:

- (a) **Is a pucca kitchen shed-cum-store:**
- (b) **Constructed and in use**
- (c) **Constructed but not in use under**
- (d) **Under construction**
- (e) **Sanctioned, but constructed not started**
- (f) **Not sanctioned**
- (g) **Any other (specify)**

The Monitoring Team noticed that out of 25 sample Primary Schools, 7(28%) schools have pucca kitchen followed by semi pucca kitchens in 15(60%) schools whereas in 3(12%) schools cooking is in open place .

In case of 12 Upper Primary Schools, 4(33.3%) schools are having pucca kitchen following by 5(41.7%) schools have semi pucca kitchen, 1(8.3%) school has semi pucca kitchen shed are and in 2(16.7%) schools cooking is done in open place.

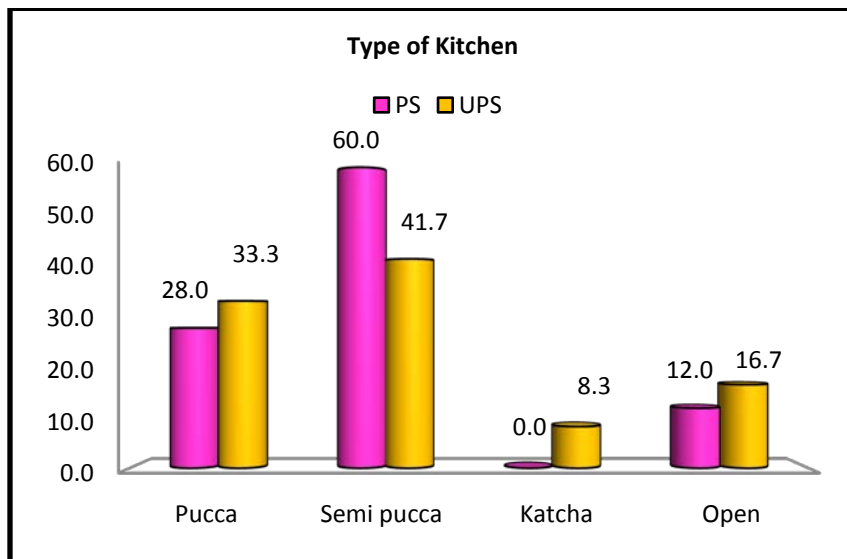
In 16(66.7%) Primary Schools kitchen sheds constructed and in use, in 2(8.3%) schools kitchen sheds constructed but not in use whereas in 6(25%) schools kitchen sheds are not sanctioned.

With regard to the 12 sample Upper Primary Schools, in 8 (66.7%) schools the kitchen sheds are constructed and in use, in 2(16.7%) schools kitchen sheds are constructed but not in use and whereas 2(16.7%) schools kitchen are sheds are not sanctioned.



Cooking of MDM by Using Fire Wood

Figure No.6(f): Type of Kitchen Shed in sample schools



11. In case the pucca kitchen shed is not available, where is the food being cooked and where the food grains /other ingredients are being stored?

The MI observed that in 4 (16%) Primary Schools the food grain storage point (buffer stock) is classroom and in 17(68%) schools, the storage point of Buffer stock is Head Teacher’s room whereas in 17(68%) the storage points are others like cooks house, HM room, Kitchen shed, SHG home, school building and school premises.

In case of 12 sample Upper Primary Schools, 4 (33.3%) schools, the food grain storage point (buffer stock) is classroom and in 7(58.3%) schools the storage point is HM room whereas in 1(8.3%) school the buffer stock storage point is Cook cum house.

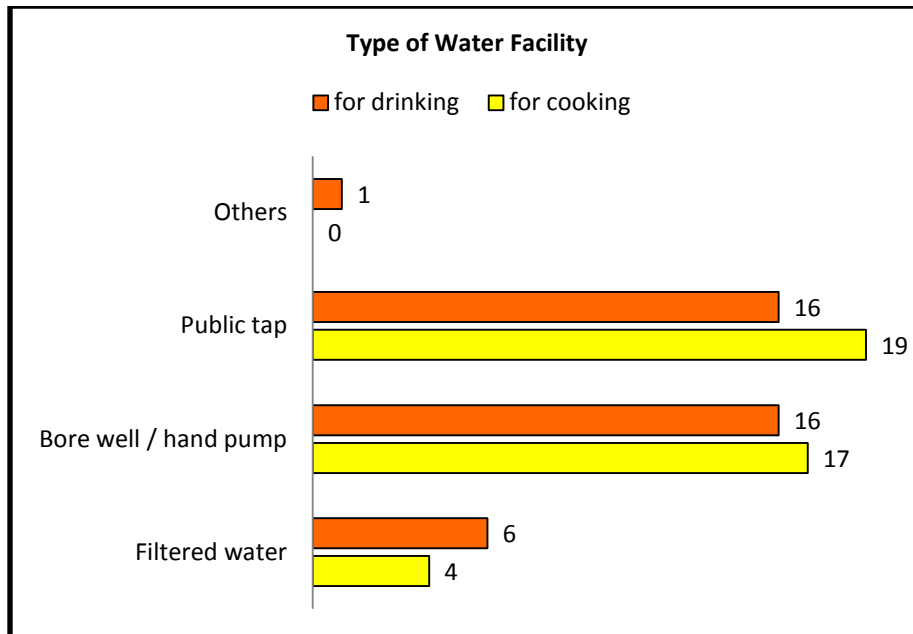
Table No.6.7: Place of storage of food grain (Buffer stock)					
Category			Area		Total
			Rural	Urban	
PS	Place of storage of food grain (Buffer stock)	Classroom	4 20.0%	0 .0%	4 16.0%
		HM’s room	14 70.0%	3 60.0%	17 68.0%
		Others	2 10.0%	2 40.0%	4 16.0%
	Total	20 100.0%	5 100.0%	25 100.0%	
UPS / MS	Place of storage of food grain (Buffer stock)	Classroom	4 36.4%	0 .0%	4 33.3%
		HM’s room	6 54.5%	1 100.0%	7 58.3%
		Others	1 9.1%	0 .0%	1 8.3%
	Total	11 100.0%	1 100.0%	12 100.0%	

12. Whether potable water is available for cooking and drinking purpose?

In all the sample schools visited by the MI it is observed that in 4 schools filter water is being used, in 17 schools water is supplied with bore well/hand pump and in 19 schools water is supplied with public tap for cooking MDM.

With regard to the drinking water facility, it is observed by the MI out of all the sample schools, 6 schools have filtered water facility and 16 schools each have bore well/hand pump facility, public tap.

Figure No.6(g): Water facility in sample schools



13. Whether utensils used for cooking food are adequate?

In all the sample schools visited by the MI in Ranga Reddy district, it is observed that majority of the schools have rice basins, dekshas, vessels, kadai, utensils, buckets, spoons, drums etc. But the utensils are quite old and the cooking agencies are asking for the replacement of the kitchen utensils with the new ones. It is reported by the officials that the utensils are supplied to the schools during the year 2006.

14. What is the kind of fuel used? (Gas based/firewood etc.)

Out of the 37 schools visited by the Monitoring Institute in Ranga Reddy District it is noticed among 25 sample Primary Schools in 9(36%) schools the cooking agencies use gas as fuel and in rest of the 16 (64%) schools the agencies use fire-wood as the principal source for cooking food. In the case of Upper Primary Schools in 2(16.7%) schools the cooking agencies use gas as fuel and in rest of the 10 (83.3%) schools the agencies use firewood as the fuel for cooking the food.

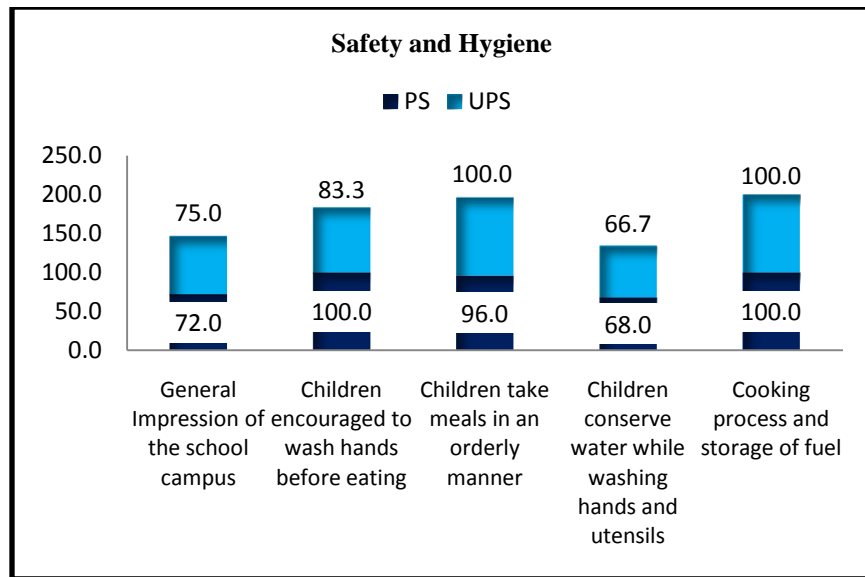
Table No.6.8: Type of Fuel used in the Sample Schools for Cooking of MDM					
Category			Area		Total
			Rural	Urban	
PS	Kind of fuel is used for cooking	Gas	7 35.0%	2 40.0%	9 36.0%
		Firewood	13 65.0%	3 60.0%	16 64.0%
	Total		20 100.0%	5 100.0%	25 100.0%
UPS / MS	Kind of fuel is used for cooking	Gas	2 18.2%	0 .0%	2 16.7%
		Firewood	9 81.8%	1 100.0%	10 83.3%
	Total		11 100.0%	1 100.0%	12 100.0%

15. SAFETY & HYGIENE:

- i. General Impression of the environment, Safety and hygiene:**
 - ii. Are children encouraged to wash hands before and after eating**
 - iii. Do the children par take meal in an orderly manner?**
 - iv. Conservation of water?**
 - v. Is the cooking process and storage of fuel safe, not posing any fire hazard?**

The MI has observed in all the sample schools of Ranga Reddy District the SHGs are supplying the food under MDM It is also noticed that 18(72%) Primary Schools, and 9(75%) Upper Primary Schools are having. In all 25(100%) Primary Schools and in 10(83.7%) Upper Primary Schools, it is observed that teachers encourage the children to wash hands before the meals; in 24(96%) Primary Schools and in all 12(100%) Upper Primary Schools, it is observed that children take meals in an orderly manner, In 17(68%) of Primary schools and 8(66.7%) of Upper Primary Schools children conserve water while washing hands and utensils. In all the Primary Schools and in all the Upper Primary Schools, the MI has noticed that cooking process and storage of fuel is in safe condition.

Figure No.6(h): Safety and Hygiene in sample schools



16. COMMUNITY PARTICIPATION:

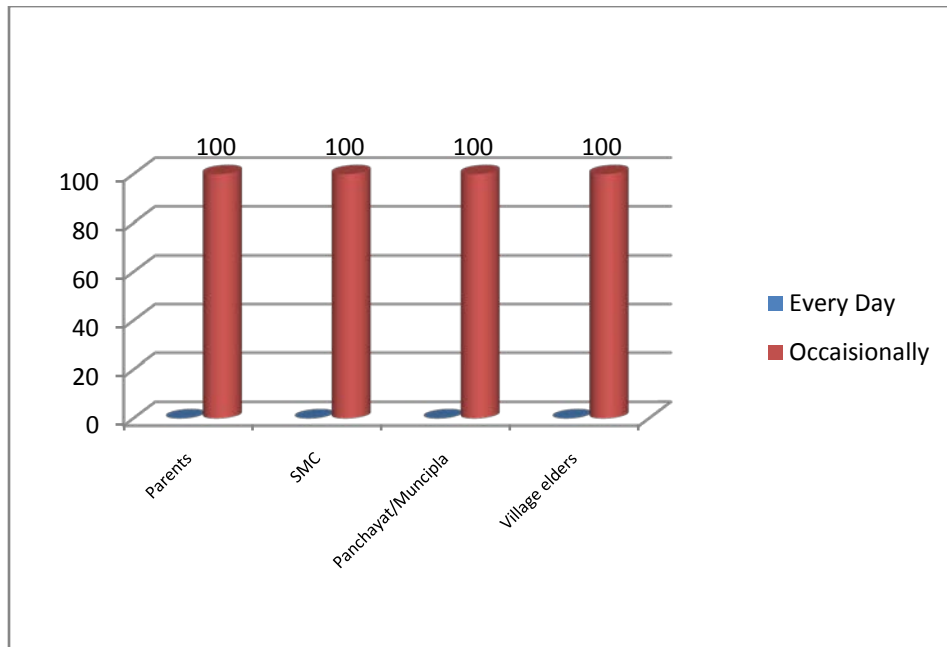
Extent of participation by Parents/VECs/Panchayats/Urban bodies in daily supervision, monitoring and participation

The MI has observed that in all the sample schools Parents, School Management Committee members, Village elders and Panchayat/Municipality members visit the schools occasionally for monitoring the MDM.



Children, parents and SMC members are interacting with the Nodal Officer on MDM quality

Figure No.6(i): Community participation in sample schools

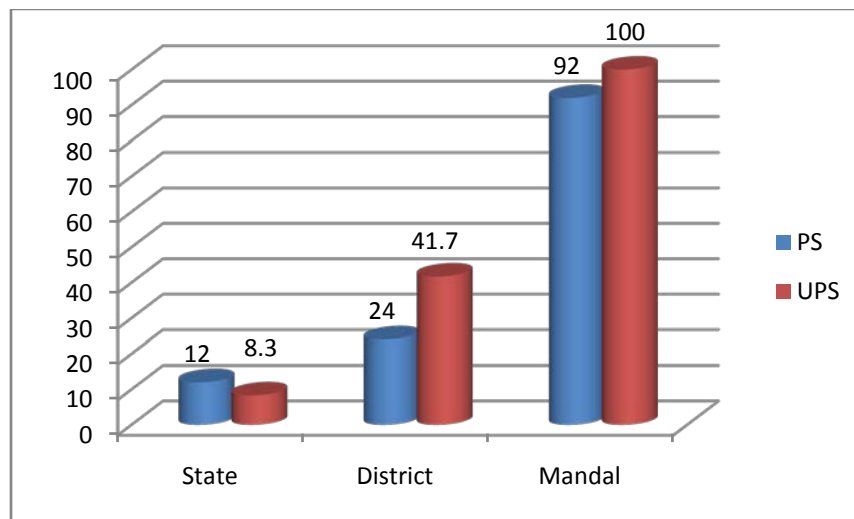


17. INSPECTION & SUPERVISION

Has the mid- day meal programme been inspected by any state/district/block level officers/officials

The MI has observed that in the 25 sample Primary Schools 3(12%) schools visited by the State level officials, 6(24%) schools visited by the District level officials and 23(92%) schools visited by the Mandal level officials when the MDM is being served. In case of 12 sampled Upper Primary Schools 1(8.3%) school has been visited by the State level officials, 5(41.7%) schools visited by the District level officials and all i.e. 12(100%) schools visited by the Mandal level officials to check the implementation of the Mid-Day Meal programme.

Figure No.6(j): Inspection and Supervision of Officials in MDM



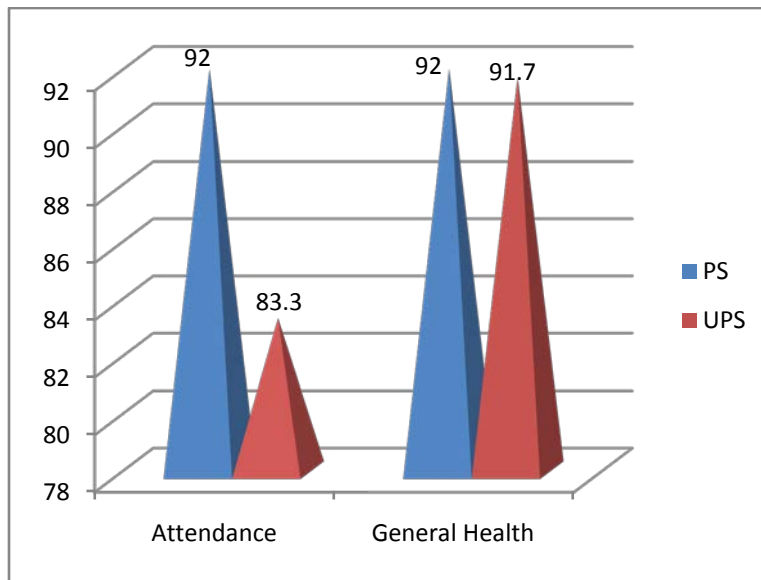
18. IMPACT

Has the mid-day meal improved the enrollment, attendance of children in school and general wellbeing (nutritional status) of children? Are there any other incidental benefits due to serving cooked meal in schools?

The Monitoring Institute has visited the 37 sample schools in Ranga Reddy district and collected the opinions of the Head teacher, teachers, students, school management committee members and gram Panchayat members to know the impact of Mid-Day Meal programme.

The Mid-day Meal programme helps the poor children to get the noon meal. In 23 (92%) Primary Schools and in the 10(83.3%) Upper Primary Schools, it is reported that the Mid-Day Meal programme has improved the enrollment and attendance of the children. In 23(92%) Primary Schools and in 11(91.7%) Upper Primary Schools the MDM has improved the general health of children.

Figure No.6(k): Impact of Mid-Day-Meals in sample schools



7. Conclusions and Recommendations

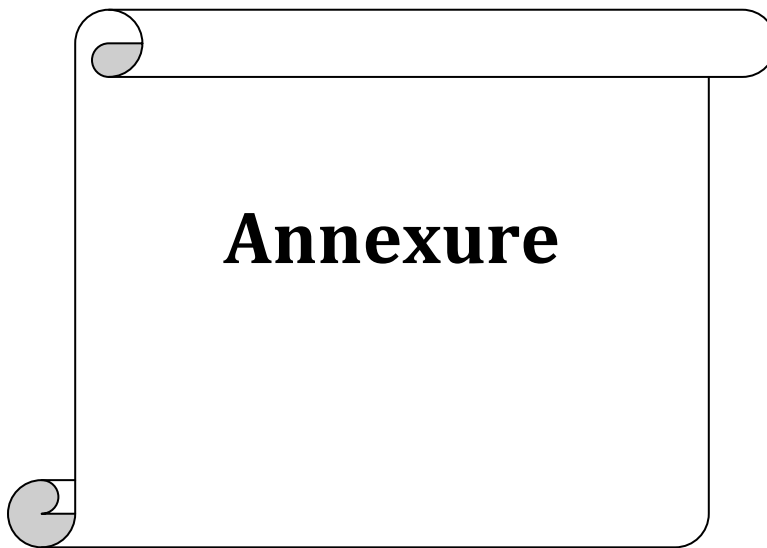
The Monitoring of Mid-Day-Meal scheme in the five districts of Telangana State by the National Institute of Rural Development & Panchayati Raj (Monitoring Institute) reveals that some schools have not provided the relevant information. It shows that Head Masters and teachers in the sample schools concerned do not have proper awareness about the MDM guidelines and also the children's entitlements. The monitoring work for the first Half Yearly period i.e 1st April, 2014 to September 30th2014 in five districts namely Adilabad, Karimnagar, Mahabubnagar, Nalgonda and Ranga Reddy indicates the status of implementation of MDM. On the basis of field monitoring by the investigators and the project monitoring team of NIRD&PR the following conclusions are drawn.

1. In almost all the sample schools of the 5 districts, the schools are serving hot, cooked meal everyday without any interruption.
2. The availment of Mid-Day-Meal in sample schools of all the 5 districts varies from district to district; Adilabad 69.1%, Karimnagar 73.6%, Mahabubnagar 58%, Nalgonda 70.4% and Ranga Reddy 64.7%.
3. In majority of the sample schools, it is observed that the food grains are received by the schools on time.
4. In majority of the sample districts, it is noticed that the quality of the supplied rice is not good and as a result the children disinterested to avail the MDM.
5. It is observed that majority of the sample schools in the 5 districts maintain buffer stock, but the storage of food grain is quite neglected.
6. In majority of the schools, it is observed that the cooking cost is regularly paid to the cooking agencies. In some districts there is a delay in payment of cooking cost, for example, Nalgonda and Ranga Reddy districts.
7. There is a huge delay in payment of remuneration to cooks cum helpers in all the five sample districts.
8. There is no discrimination of caste, gender and community in serving of Mid-Day-Meal among the sample schools of the five districts.
9. In all the five sample districts, it is observed that the menu with variety is being followed.
10. The majority (85%) of the schools has cooks cum helpers appointed by Self Help Groups and they belong to OBC community followed by Scheduled Caste and Scheduled Tribes. It is found that the payment of remuneration to cooks cum helpers is quite delayed, i.e. 2 to 4 months.
11. The majority (60%) of the schools in all the five districts does not have pucca kitchen sheds and cooking is being done in open place.
12. The MI has observed that in some schools the constructed kitchen sheds are not usable for the cooking of MDM.

13. It is reported that the supplied kitchen utensils are not suitable to the cooking of meal for the present strength of the schools. Therefore timely renewal of sanctioning the kitchen utensils is required.
14. In majority (40%) of the schools, the food grains are being stored in class rooms only. The storage of food grains is not proper.
15. In 80% of the sample schools, the water facility is available for cooking as well as drinking.
16. In 80% of the schools in the sample districts, the fire wood is the fuel for cooking of the Mid-Day-Meal.
17. Safety and cleanliness in the schools:
 - 60% of the schools have clean campus, in 90% of the schools, teachers encourage children to wash hands before and after the meal. In 90% of the schools, children conserve the water by washing hands and utensils.
 - The cook cum helpers do not maintain safety while cooking the food in most of the sample schools (80%). Fire extinguishers are not available in the sample schools.
18. In 90% of the schools, parents and SMC members visit occasionally to the schools to observe the implementation of the MDM.
19. In majority of the schools (90%) the SHG, SMC members and parents are not aware of the entitlements and quantity of food grains, pulses and vegetables for cooking the Mid-Day-Meal.
20. In 80% of the Primary schools and 85% of the Upper Primary Schools, the Mandal level officials visit the schools to observe the MDM programme but the visits do contribute much to the improvement of the programme.
21. The Mid-Day-Meal programme is able to help the poor children to meet their hunger needs.

Recommendations and suggestions for further improvement of the programme

1. In each district, monitoring cells are to be established for better implementation.
2. Menu boards should be displayed along with the entitlements of MDM in noticeable places of the schools for better awareness among students and parents.
3. Kitchen utensils are to be replaced immediately in the entire sample districts and State.
4. Regular Awareness generation programmes for teachers, community members and cooking agencies are to be organized for effective implementation.
5. Kitchen sheds should be constructed as per the strength of the students and norms of MDM, immediately in all the schools.
6. The State should evolve a mechanism for reducing the delay of payment of remuneration to cooks cum helpers as well as the cooking cost.
7. Proper monitoring mechanism has to be established from Mandal to State level for better delivery of MDM.
8. All the cooking agencies are to be instructed to wear head gears, aprons and hand gloves while cooking and serving the Mid-Day-Meal.



Annexure

List of schools identified for NIRD&PR Monitoring of Mid-Day-Meal Scheme in ADILABAD district of Telangana State

Sl. No	School name	Mandal	Intervention	Category	Area	U-DISE Code
1	MPPS- Petrol pump W.No.22	Kagaznagar	General	PS	Urban	28013990602
2	GPS-Bangalpet	Nirmal	General	PS	Urban	28012191256
3	MPPS-Sunkidi	Talamadugu	General	PS	Rural	28010100601
4	MPPS-Ponnari	Tamsi	General	PS	Rural	28010203101
5	MPPS-Goyagaon	Kerameri	General	PS	Rural	28012803001
6	MPPS-Khapparla	Tamsi	General	PS	Rural	28010201901
7	MPPS-Nirala	Jainad	General	PS	Rural	28010404001
8	MPPS-Narnoor	Narnoor	General	PS	Rural	28010603902
9	MPPS-Devapur	Talamadugu	General	PS	Rural	28010603902
10	GPS-acc, Mancherial	Mancherial	General	PS	Urban	28013390904
11	GPS-Vidyanagar	Adilabad	General	PS	Urban	28010390110
12	MPPS-Saraswathi nagar	Adilabad	General	PS	Rural	28010390512
13	MPPS-Sirsilk,W.No.2	Kagaznagar	General	PS	Urban	28013990622
14	MPPS-Jainoor	Jainoor	General	PS	Rural	28012701302
15	MPPS-sc colony, Hasnapur	Utnoor	General	PS	Rural	28012600601
16	MPUPS-Utnoor	Utnoor	General	UPS	Rural	28012602928
17	Govt.UPS-Khanapur	Adilabad	General	UPS	Urban	28010390143 T/M 28010395113 U/M
18	MPUPS-Dhaba-K	Narnoor	General	UPS	Rural	28010601801
19	Govt.ups-Ward-14	Kagaznagar	General	UPS	Urban	28/13990624
20	MPUPS-Radagambala	Bellampally	General	UPS	Urban	28017290339
21	MPUPS-Mandamarry-v	Mandamarry	General	UPS	Urban	28013491084
22	MPUPS-Bandalnagapur	Tamsi	General	UPS	Rural	28010202301
23	MPUPS-Yemaikunta	Indervelly	General	UPS	Rural	28010700903
24	KGBV-Adilabad	Adilabad	KGBV	-	Urban	28010395176
25	KGBV Jaipur	Jaipur	KGBV	-	Rural	2801521108
26	KGBV-Boath	Boath	KGBV	-	Rural	28011202103
27	KGBV-Chennur	Chennur	KGBV	-	Rural	28015101052
28	MPPS-Echoda	Echoda	Civil Work	PS	Rural	28010901605
29	MPPS-Anji	Indervelly	General	PS	Rural	28010703301
30	MPPS-Neradigonda	Neradigonda	Civil Work	PS	Rural	28011202401
31	MPUPS-Danhanguda	Kagaznagar	General	UPS	Rural	28013901503
32	GPS-old Mancheriyal	Manchirial	General	PS	Urban	28013390912
33	MPPS-Bazarhathnur	Bazarhathnur	Civil Work	PS	Rural	28011002403
34	MPUPS-Jhari	Kerameri	General	UPS	Rural	28012803502
35	MPUPS-Bhadi	Bela	CAL	UPS	Rural	28010502104
36	MPUPS-Singapur	Mancherial	CAL	UPS	Rural	28013391313
37	MPUPS-Randivenagar	Adilabad	CAL	UPS	Urban	28010390108
38	GOVT.ups-Ngo's	Adilabad	CWSN	UPS	Urban	28010390142
39	MPUPS-Kolari	Gudihathnoor	General	UPS	Rural	28010801403
40	MPPS-Seethagondi	Gudihathnoor	CWSN	PS	Rural	28010800301
41	GOVT. PS-Namaliwara	Manchirial	CWSN	PS	Urban	28013390903
42	Govt. (TW) AHS-Mancherial	Mancherial	Residential	-	Urban	28013302220

**List of schools identified for NIRD&PR Monitoring of Mid-Day-Meal Scheme in KARIMNAGAR
district of Telangana State**

Sl. No	School name	Mandal	Intervention	Category	Area	U-DISE Code
1	Govt. P.S. Kharkhana	Karimnagar	General	PS	Urban	28033690303
2	GPS Kisannagar division	Karimnagar	General	PS	Urban	28033690301
3	Govt. P.S. Srinagar Colony	Karimnagar	General	PS	Urban	28033696126
4	Govt. P.S. Pochampally	Karimnagar	General	PS	Urban	28033690306
5	GPS. Ramnagar	Karimnagar	General	PS	Urban	28033690329
6	MPPS Mankammathota	Karimnagar	General	PS	Urban	28033690310
7	MPUPS Rangaiahpally	Bheemdevipally	General	UPS	Rural	280035600106
8	MPPS Husnabad	Husnabad	General	PS	Rural	28035500402
9	MPPS Bheemdevarpally	Bheemdevipally	General	PS	Rural	28035600501
10	MPPS Kurella	Koheda	General	PS	Rural	28035400705
11	MPPS Koheda	Koheda	CWSN	PS	Rural	28035400806
12	Govt. T.W. Ashram Neerzapur	Husnabad	CAL	UPS	Rural	28035500907
13	KGBV, Koheda	Koheda	KGBV	-	Rural	28035400817
14	MPUPS Ankushapur	Siricilla	General	UPS	Rural	28034400805
15	MPPS Venkatraopally	Boinpally	General	PS	Rural	28033801302
16	MPPS Kandikatkoor	Ellanthakunta	General	PS	Rural	28034500101
17	MPPS Vemulawada (R)	Vemulawada	General	PS	Rural	28033901410
18	MPPS Rajeevvnagar/ mustipally	Siricilla	General	PS	Rural	28034400403
19	MPUPS Obulapuram	Ellanthakunta	CAL	UPS	Rural	28034500702
20	KGBV Siricilla	Siricilla	KGBV	-	Rural	28034400520
21	MPUPS Nagulapally	Julapally	General	UPS	Rural	28031700902
22	MPPS Julapally	Julapally	General	UPS	Rural	28031700201
23	MPPS Challur	Veenavanka	General	PS	Rural	28033400102
24	MPPS Mutyampet	Mallial	General	PS	Rural	28032801405
25	MPUPS Reddypally	Venavanka	Civil Work	UPS	Rural	28033400903
26	MPUPS Padira	Yellareddipet	General	UPS	Rural	28034101502
27	MPUPS Akkapally	Yellareddipet	General	UPS	Rural	28034101202
28	MPUPS Kokkerakunta	Ramaguda	CWSN	UPS	Rural	280337010801
29	MPUPS Naganur	Sarangapur	General	UPS	Rural	28030402101
30	MPUPS Laxmidevipally	Sarangapur	General	UPS	Rural	28030401802
31	MPPS Siripuram	Manthani	Civil Work	PS	Rural	28030900701
32	MPPS Thotagopaiahpally	Manthani	Civil Work	PS	Rural	28030903002
33	MPUPS Ankampally	Srirampur	General	UPS	Rural	28031500105
34	MPUPS Shashab (U/M)	Karimnagar	General	UPS	Urban	28033695216
35	Govt. UPS Ameernagar	Karimnagar	General	UPS	Urban	28033690321
36	MPPS Srirampur	Srirampur	CWSN	PS	Rural	28031501102
37	MPUPS Porandla	Thimmapur	CAL	UPS	Rural	28034700302
38	KGBV Gangadhara	Gangadhara	KGBV	-	Rural	28032700921
39	MPUPS Gajulapally	Manthani	General	UPS	Rural	28030902703
40	MPUPS Peddapally (P.T)	Peddapally	General	UPS	Rural	28031601201

List of schools identified for NIRD&PR Monitoring of Mid-Day-Meal Scheme in MAHABUBNAGAR district of Telangana State

Sl. No.	School name	Mandal	Intervention	Category	Area	U-DISE Code
1	Govt. P.S Venkateshwara Colony	Mahabubnagar	General	PS	Urban	28072590429
2	Govt. P.S. Shakabgutta	Mahabubnagar	General	PS	Urban	28072590420
3	Govt. P.S. Police line	Mahabubnagar	General	PS	Urban	28072590426
4	MPPS RTC Colony	Shadnagar	General	PS	Urban	28071290201
5	MPPS Chetanapally, Ramnagar colony	Shadnagar	General	PS	Urban	28071200702
6	MPPS VT Colony	Shadnagar	General	PS	Urban	28071290221
7	UPS Narayanpet	Narayanpet	General	UPS	Urban	28072990633
8	MPPS Shivaji nagar	Narayanpet	General	PS	Urban	28072990610
9	MPPS Dhamvada (SB)	Danwada	General	PS	Rural	28072800101
10	KGBV Jadcherla	Jedcherla	KGBV	-	Rural	28072390139
11	MPPS Chouthagadda thanda	Jedcherla	General	PS	Rural	28072300406
12	MPPS Chethanapalli	Jedcherla	General	PS	Rural	28071200401
13	KGBV Thadur	Thadur	KGBV	-	Rural	28074101805
14	UPS Kanapur	Biginepally	CAL	UPS	Rural	28073901801
15	UPS, Eppallapally	Amarabad	General	UPS	Rural	28074501001
16	KGBV Gattu	Gattu	KGBV	-	Rural	28075701113
17	UPS Medacheru (BC)	Gadwal	General	UPS	Rural	28075401201
18	UPS Doudarpally	Gadwal	General	UPS	Rural	28075400501
19	UPS Parsapur	Kodangal	General	UPS	Rural	28070100803
20	UPS Chitlapalli	Kodangal	General	UPS	Rural	28070100404
21	UPS Namdapur	Bomraipet	General	UPS	Rural	28070201101
22	UPS Erlapally	Bomraipet	General	UPS	Rural	28070202502
23	MPPS Parapally	Koil Konda	CWSN	PS	Rural	28070701601
24	UPS Keshwapur	Koil Konda	CAL	UPS	Rural	28070703005
25	MPPS Abhangapatnam	Koil Konda	General	PS	Rural	28070703401
26	MPPS Palem	Kothakota	General	PS	Rural	28073601604
27	MPPS Appavala	Kothakota	CWSN	PS	Rural	28073602701
28	MPUPS Nacharam	Kosigi	CAL	UPS	Rural	28070300401
29	MPPS Thogapur	Kosigi	General	PS	Rural	28070300501
30	MPPS Musharifa	Kosigi	Civil Work	PS	Rural	28070301105
31	MPPS KPT Athmakur	Athmakur	CWSN	PS	Rural	28073501401
32	MPPS Masthipur	Athmakur	General	PS	Rural	28073500202
33	MPUPS Goppanapet	Athmakur	General	UPS	Rural	28073501201
34	MPUPS Vittipally	Amangal	General	UPS	Rural	28071601202
35	MPPS Kongubavi thanda	Amangal	Civil Work	PS	Rural	28071600305
36	UPS Kalvathurthi	Kalvakurthi	General	UPS	Urban	28072000723
37	MPPS Devarakonda H/W	Devarakadra	General	PS	Rural	28072701201
38	MPPS Harijanawada	Bothpur	Civil Work	PS	Rural	28072400407
39	MPPS Rachala	Addakal	General	PS	Rural	28072601501
40	MPPS Bogaram	Kosgi	General	PS	Rural	28070301801

**List of schools identified for NIRD&PR Monitoring Mid-Day-Meal Scheme in NALGONDA district of
Telangana State**

Sl. No	School name	Mandal	Intervention	Category	Area	U-DISE Code
1	MPPS, Dandempally	Nalgonda	General	PS	Rural	28083400502
2	UPS, Chandanapally	Nalgonda	CAL	UPS	Rural	280833400601
3	MPPS, Panagal	Nalgonda	General	PS	Urban	28083490602
4	MPPS, Bottuguda	Nalgonda	General	PS	Urban	28083490617
5	MPUPS, Khaja bowli	Nalgonda	General	UPS	Urban	--
6	Govt. PS, MKV Padma Nagar	Nalgonda	General	PS	Urban	28083495150
7	Govt.PS DIET	Nalgonda	General	PS	Urban	28083490607
8	MPUPS, Darveshpuram	Kanagal	General	UPS	Rural	--
9	KGBV, Kattangur	Kattangur	KGBV	--	Rural	28082301418
10	MPPS, Nakrekal	Nakrekal	CWSN	PS	Urban	28082400901
11	KGBV, Vemulapally	Vemulapally	KGBV	--	Rural	28083201214
12	MPPS, Shettipalem	Vemulapally	General	PS	Rural	28083201601
13	KGBV, Munugode	Munugode	KGBV	--	Rural	28083502027
14	MPUPS, Cheekatimamidi	Munugode	CAL	UPS	Rural	28083501304
15	MPPS, Venakatapur	Chityala	General	PS	Rural	--
16	MPUPS, Parvathagiri	Kanagal	CWSN	UPS	Rural	28083901001
17	MPUPS, Chennaram	Kanagal	General	UPS	Rural	28083900720
18	MPPS, Chityala	Chityala	CWSN	PS	Urban	28082100801
19	MPPS, Veliminedu	Chityala	Civil works	PS	Rural	28082100601
20	MPUPS, Ramannapet (HW)	Ramannapet	General	UPS	Rural	28082002011
21	MPUPS, Palliwada	Ramannapet	General	UPS	Rural	28082000501
22	MPPS, Korlapahad	Kethepally	Civil works	PS	Rural	28082500601
23	MPUPS, Rainigudem	Suryapet	General	UPS	Rural	28082601206
24	MPPS, Alankar Road	Suryapet	General	PS	Urban	28082690753
25	MPPS, Madgumnagar	Suryapet	General	PS	Urban	28082690715
26	Govt.PS, Hanuman wada	Bhongir	General	PS	Urban	28081690131
27	MPUPS, Bothalapalem	Damaracherla	General	UPS	Rural	28085001111
28	MPUPS, Gopalaipally	Narketpally	CAL	UPS	Rural	28082201509
29	MPPS, Velvarthy (HW)	Valigonda	General	PS	Rural	28081502101
30	MPPS, Mallepally	Valigonda	General	PS	Rural	28081501001
31	MPPS, Kunuru	Bhongiri	General	PS	Rural	28081600901
32	MPPS, Wangapally	Yadagirigutta	General	PS	Rural	28080401201
33	MPPS, Marrigudem	Yadagirigutta	General	PS	Rural	28080401501
34	MPPS, Cholleru	Yadagirigutta	General	PS	Rural	28080401503
35	MPPS, Rampally thanda	Thurkapally	General	PS	Rural	28080202001
36	MPPS, Mulkalapally	Thurkapally	General	PS	Rural	28080202007
37	MPPS, Mallapuram	Yadagirigutta	Civil works	PS	Rural	28080400102
38	MPPS, Gollagudem	Yadagirigutta	General	PS	Rural	28080400901
39	MPPS, Kalvapally	Rajapet	General	PS	Rural	28080301601
40	MPPS, Nemila	Rajapet	General	PS	Rural	28080301101

List of schools identified for NIRD&PR Monitoring of Mid-Day-Meal Scheme in RANGAREDDY district of Telangana State

Sl. No	School name	Mandal	Intervention	Category	Area	U-DISE Code
1	MPPS, Anathagiripally	Vikarabad	General	PS	Urban	28061991613
2	KGBV, Ananthagirinagar	Vikarabad	KGBV	-	Urban	1991676
3	MPPS, Kompally	Vikarabad	General	PS	Rural	28061900701
4	UPS, Girigetpally	Vikarabad	CAL	UPS	Rural	28061900803
5	MPPS, Madanpally	Vikarabad	General	PS	Rural	28061900301
6	MPPS, Kothagadi	Vikarabad	General	PS	Urban	28061991603
7	MPPS, Shivareddypet	Vikarabad	General	PS	Urban	28061991605
8	MPPS, Chengole	Thandur	CWSN	PS	Urban	28062302201
9	KGBV, Thandur	Thandur	KGBV	-	Urban	28062303109
10	MPPS, Antharam	Thandur	Civil Work	PS	Rural	28062302303
11	MPUPS, Sirigirpet	Thandur	CAL	UPS	Rural	28062302002
12	MPPS, Jingurthy	Thandur	Civil Work	PS	Rural	28062300701
13	MPPS, Jeevangi	Basheerabad	General	PS	Rural	28062400502
14	MPPS (B), Allapur	Basheerabad	General	PS	Rural	28062401301
15	MPUPS, Nuthankal	Medchal	CAL	UPS	Rural	28060800201
16	MPPS, Suthariguda	Medchal	General	PS	Rural	28060802601
17	MPPS, Dabirpur	Medchal	General	PS	Rural	28060801303
18	MPPS, Medchal (HW)	Medchal	CWSN	PS	Urban	28060802002
19	MPPS, Pudur	Medchal	General	PS	Rural	28060802101
20	MPPS, Shapurnagar	Quthbullapur	General	PS	Urban	28060791129
21	MPUPS, Pragathinagar	Quthbullapur	CAL	UPS	Rural	28060701003
22	KGBV, Ibrahimpatnam	Ibrahimpatnam	KGBV	-	Rural	28063400754
23	CPS, Charlapatelguda	Ibrahimpatnam	General	PS	Rural	28063400707
24	MPPS, Nanaknagar	Yacharam	General	PS	Rural	28063601101
25	MPUPS, Thakalapally	Yacharam	General	UPS	Rural	28063601503
26	MPUPS, Agahpally	Manchal	General	UPS	Rural	28063501302
27	MPUPS, Yellammathanda	Manchal	General	UPS	Rural	28063501302
28	CUPS, Nacharam	Uppal	General	UPS	Urban	28061390445
29	MPPS, Madaram	Ghatkesar	General	PS	Rural	28061202101
30	MPPS, Shamirpet	Shamirpet	General	PS	Rural	2806092301
31	Central UPS , Khanapur	Rajendranagar	General	UPS	Rural	28061600201
32	UPS, Kothwalguda	Shamshabad	General	UPS	Rural	28063201403
33	UPS, Kavvaguda	Shamshabad	General	UPS	Rural	28063201102
34	MPPS, Rallaguda	Shamshabad	General	PS	Rural	28063202005
35	PS, Narkeeda	Shamshabad	General	PS	Rural	28063201110
36	MPPS, Huda colony	Shamshabad	General	PS	Rural	28063202063
37	PS, Manikonda	Rajendranagar	General	PS	Rural	28061601001
38	CPS, Narsingi	Rajendranagar	General	PS	Rural	1600603
39	UPS, Gandipet	Rajendranagar	General	UPS	--	28061600501
40	PS, Hydershakote	Rajendranagar	General	PS	Rural	28061601801
